

# Overview of Erste Group – Mortgage Cover Pool

## Structure as of 30/09/2014

### Cover Pool

Cover Pool	in EUR
<b>Total value of cover pool in EUR equivalent</b>	<b>12,231,186,678</b>
thereof loans in EUR	10,215,887,500
thereof loans in CHF	1,815,899,178
thereof substitute collateral in EUR equivalent	199,400,000
thereof swaps in EUR equivalent	

Issues	in EUR
<b>Total outstanding issues in EUR equivalent</b>	<b>8,784,323,468</b>
thereof issues in EUR	8,286,934,758
thereof issues in CHF	497,388,709
<b>Nominal over-collateralisation in %</b>	<b>39.2%</b>
<b>Present value over-collateralisation in %</b>	<b>30.0%</b>

# Overview of Erste Group – Mortgage Cover Pool

## Characteristics as of 30/09/2014

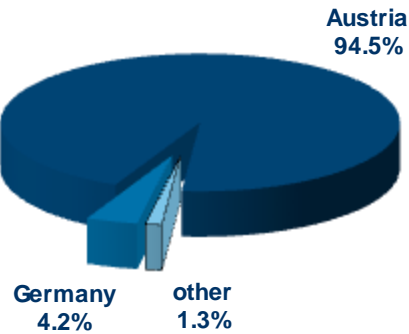
<b>Cover Pool</b>	
<b>LTV of Cover Pool</b>	
Weighted average LTV total - by AT definition	46%
Weighted average LTV total - by Moody's definition	67%
<b>Other Cover Pool (loans) characteristics</b>	
Residual Maturity (in years, contractual maturity)	15.1
Average seasoning (in years)	5.5
Number of loans	78,337
Number of borrowers	61,467
Number of properties	104,665
Average size of loans (in EUR)	153,590
Percentage of 10 largest loans	4.2%
Percentage of bullet loans	17.5%
Percentage of fixed rate loans	9.5%

<b>Pfandbrief</b>	
<b>Other issues characteristics:</b>	
Number of issues	183
Average remaining life of issues	7.4
Average size of issues (in EUR million)	48.0

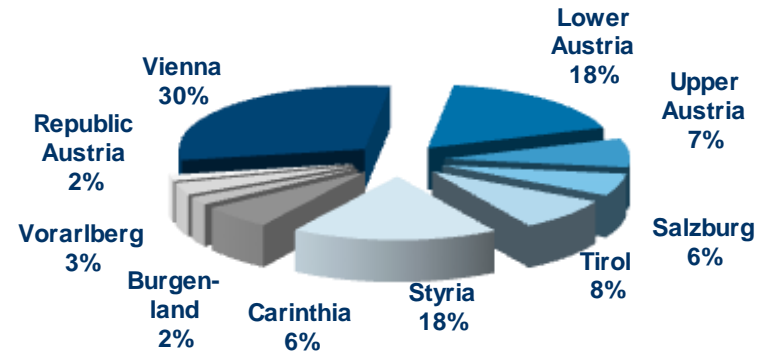
# Overview of Erste Group – Mortgage Cover Pool

## Regional distribution as of 30/09/2014

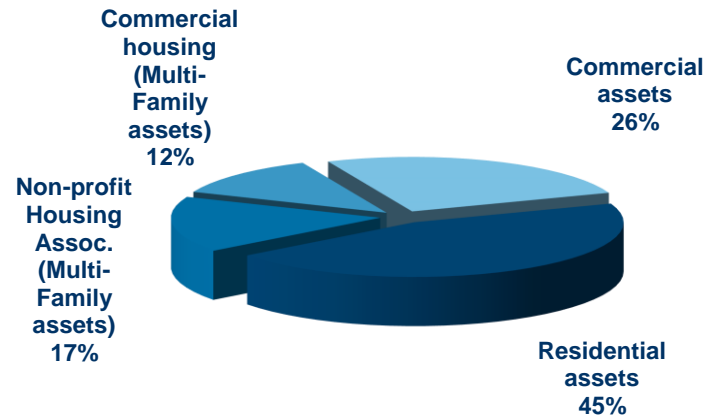
### Regional distribution Europe (in %)



### Regional distribution Austria

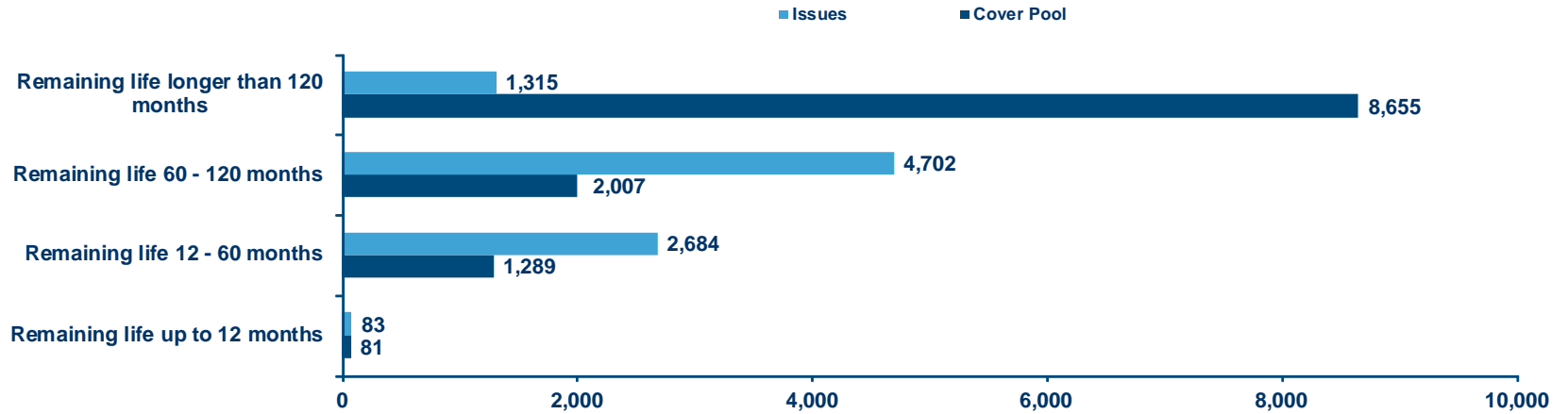


## Distribution by property type as of 30/09/2014



# Overview of Erste Group – Mortgage Cover Pool

## Remaining life as of 30/09/2014



## Cluster volume as of 30/09/2014

