

Overview of mortgage cover pool

Structure as of 31/03/2015

Cover pool	
Total value of cover pool in EUR equivalent	12,628,960,715
thereof loans in EUR	10,720,091,919
thereof loans in CHF	1,709,468,796
thereof substitute collateral in EUR equivalent	199,400,000
thereof swaps in EUR equivalent	

Pfandbrief	
Total outstanding issues in EUR equivalent	9,240,896,321
thereof issues in EUR	8,667,447,023
thereof issues in CHF	573,449,298
Nominal over-collateralisation in %	36.7%
Present value over-collateralisation in %	27.4%

Overview of mortgage cover pool

Structure as of 31/03/2015

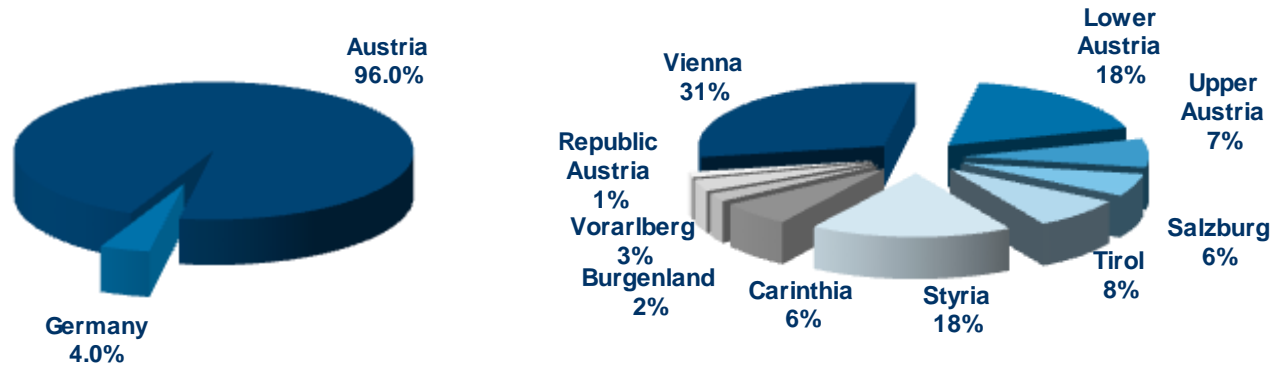
Cover pool	
LTV of cover pool	
Weighted average LTV total - by AT definition	46%
Weighted average LTV total - by Moody's definition	68%
Other cover pool (loans) characteristics	
Residual maturity (in years, contractual maturity)	15.0
Average seasoning (in years)	5.5
Number of loans	80,777
Number of borrowers	63,173
Number of properties	108,018
Average size of loans (in EUR)	153,875
Percentage of 10 largest loans	4.3%
Percentage of bullet loans	17.7%
Percentage of fixed rate loans	10.2%

Pfandbrief	
Other issues characteristics:	
Number of issues	179
Average remaining life of issues	7.1
Average size of issues (in EUR million)	51.6

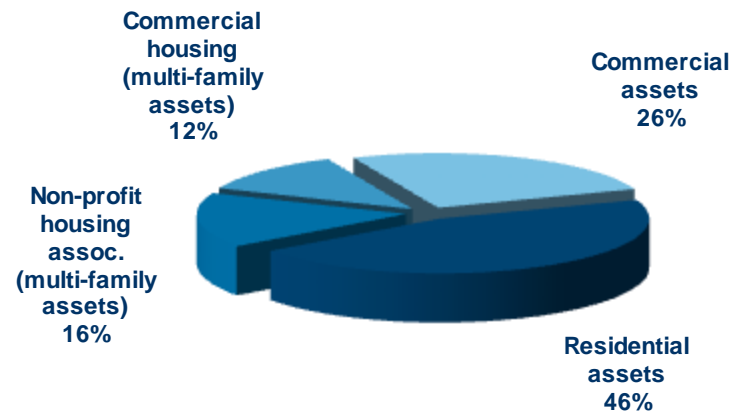
Overview of mortgage cover pool

Distribution as of 31/03/2015

Break-down by region in %



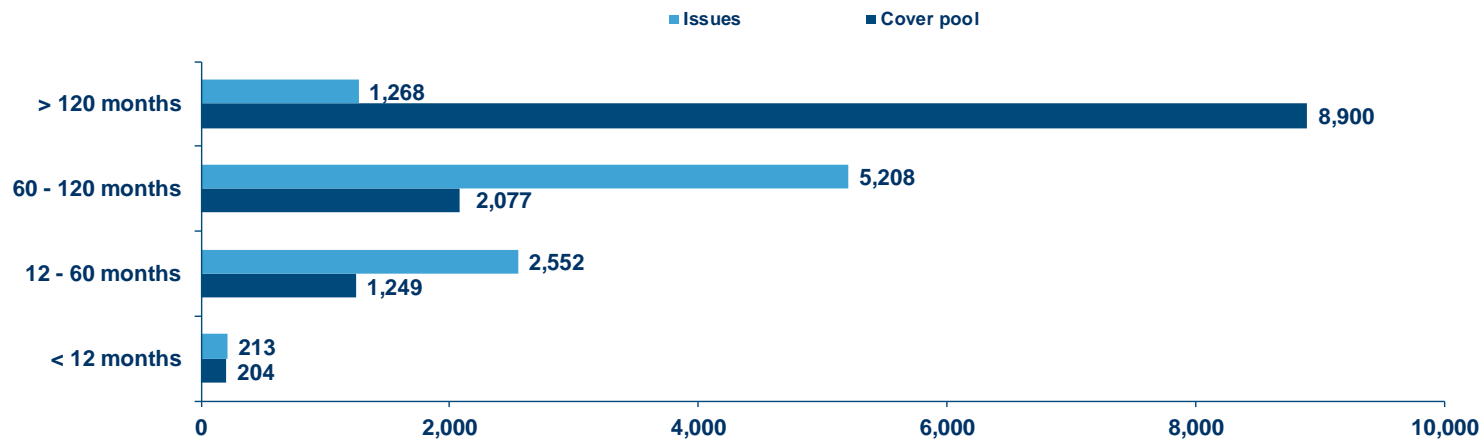
Break-down by property type in %



Overview of mortgage cover pool

Structure as of 31/03/2015

Remaining life



Cluster volume

