

Overview of public sector cover pool

Structure as of 30/06/2015

Cover Pool	
Cover pool	in EUR
Total value of cover pool in EUR equivalent	3,123,033,820
thereof loans in EUR	3,063,000,958
thereof loans in CHF	25,032,861
thereof substitute collateral in EUR equivalent	35,000,000
thereof swaps in EUR equivalent	

Pfandbrief	
Issues	in EUR
Total outstanding issues in EUR equivalent	1,509,098,769
thereof issues in EUR	1,509,098,769
thereof issues in CHF	0
Nominal over-collateralisation in %	106.9%
Present value over-collateralisation in %	96.2%

Overview of public sector cover pool

Structure as of 30/06/2015

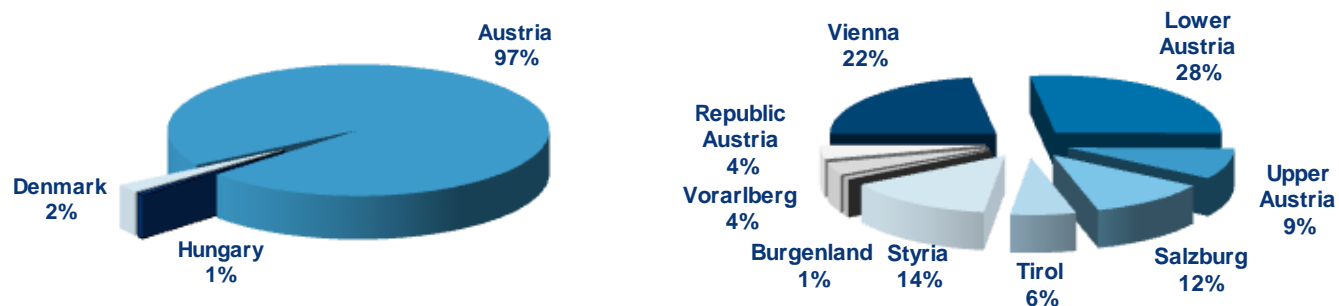
Cover Pool	
Other cover pool (loans) characteristics	
Residual maturity (in years, contractual maturity)	13.6
Average seasoning (in years)	5.4
Number of loans	6,456
Number of borrowers	1,835
Number of guarantors	416
Average size of loans (in EUR)	478,320
Percentage of 10 largest loans	27.5%
Percentage of 10 largest guarantors	26.2%
Percentage of bullet loans	23.4%
Percentage of fixed rate loans	26.9%

Pfandbrief	
Other issues characteristics:	
Number of issues	36
Average remaining life of issues	4.4
Average size of issues (in EUR million)	41.9

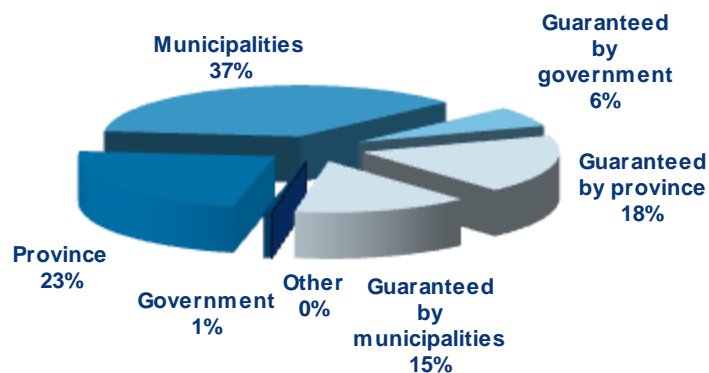
Overview of public sector cover pool

Structure as of 30/06/2015

Break-down by region in %



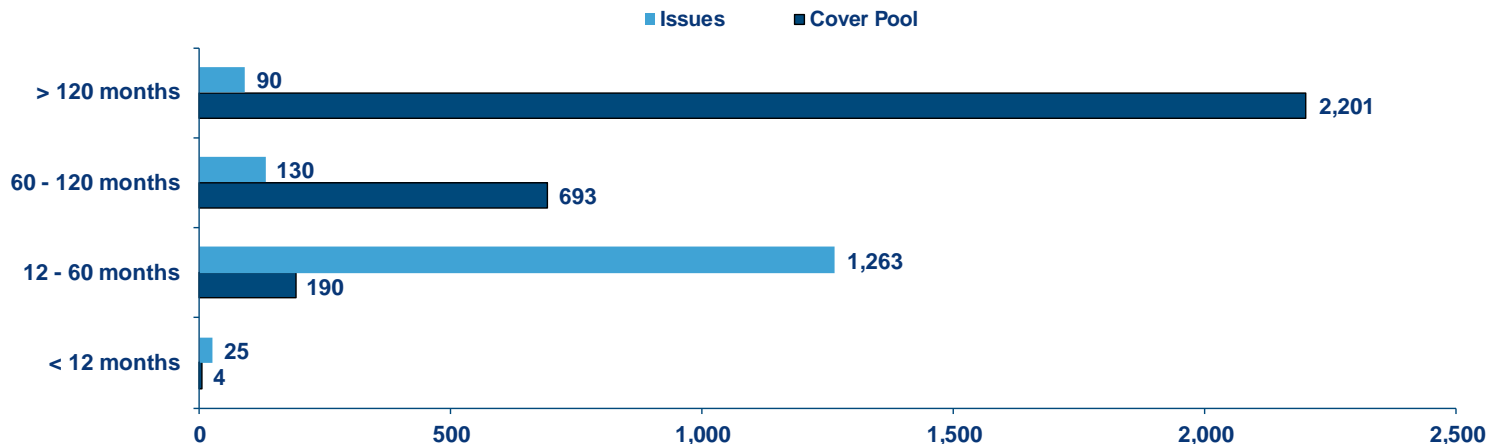
Break-down by type of borrower / guarantor in %



Overview of public sector cover pool

Structure as of 30/06/2015

Remaining life



Cluster volume

