

## Erste Group Bank - Mortgage - Covered Bond Programme

### Covered Bonds / Austria

#### Contacts

Zeidler, Alexander - +44 (207) 772-8713 - Alexander.Zeidler@moody.com  
Miro Reig, Paloma - +44 (207) 772-1683 - Paloma.Miro@moody.com



Click on the icon to download data into Excel & to see Glossary of terms used  
Click [here](#) to access the covered bond programme webpage on moody.com

#### Monitoring

#### Client Service Desk

Monitor.CB@moody.com  
London: +44 20 7772-5454, csdlondon@moody.com

#### Reporting as of:

30/06/2016

All amounts in EUR (unless otherwise specified)

For information on how to read this report, see the latest  
Moody's Global Covered Bond Monitoring Overview

#### Data as provided to Moody's Investors Service (note 1)

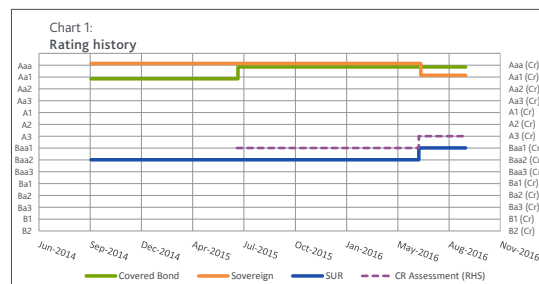
### I. Programme Overview

#### Overview

Year of initial rating assignment:	2006
Total outstanding liabilities:	EUR 9,873,888,506
Total assets in the Cover Pool:	EUR 13,180,807,929
Issuer name / CR Assessment:	Erste Group Bank AG / A3(cr)
Group or parent name / CR Assessment:	n/a
Main collateral type:	Residential

#### Ratings

Covered bonds rating:	Aaa
Entity used in Moody's EL & TPI analysis:	Erste Group Bank AG
CB anchor:	CR Assessment + 1 notch
CR Assessment:	A3(cr)
SUR:	Baa1
Unsecured claim used for Moody's EL analysis:	Yes



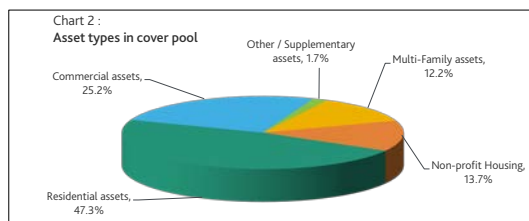
### II. Value of the Cover Pool

#### Collateral quality

Collateral Score:	8.2%
Collateral Score excl. systemic risk:	n/a

#### Cover Pool losses

Collateral Risk (Collateral Score post-haircut):	5.5%	26%
Market Risk:	15.5%	74%
	21.0%	(100%)



### III. Over-Collateralisation Levels

(notes 2 & 3)

Over-Collateralisation (OC) figures presented below include Eligible only collateral.

Over-collateralisation levels are provided on any of the following: nominal basis or unstressed NPV basis.  
NPV stress test where stressed: Static

#### Current situation

Committed OC (Stressed NPV):	13.0%
Current OC (Unstressed NPV):	24.7%
OC consistent with current rating (note 4 & 5):	16.5%

#### Sensitivity scenario CB anchor

	OC consistent with current rating
Scenario 1: CB anchor is lowered by	1 notch 18.0%

### IV. Timely Payment Indicator & TPI Leeway

Timely Payment Indicator (TPI):	Probable
TPI Leeway:	1

#### Extract from TPI table - CB anchor is CR Assessment + 1 notch

CR Assessment	Probable
Aa3(cr)	Aaa
A1(cr)	Aaa
A2(cr)	Aaa
<b>A3(cr)</b>	<b>Aaa</b>
Baa1(cr)	Aaa
Baa2(cr)	Aa1
Baa3(cr)	Aa2
Ba1(cr)	A1

#### Legal framework

Does a specific covered bond law apply for this programme:	Yes
Main country in which collateral is based:	Austria
Country in which issuer is based:	Austria

#### Timely payment

Refinancing period for principal payments of 6 months or greater:	No
Liquidity reserve to support timely payments on all issuances:	No

(note 1) The data reported in this PO is based on information provided by the issuer and may include certain assumptions made by Moody's. Moody's accepts no responsibility for the information provided to it and, whilst it believes the assumptions it has made are reasonable, cannot guarantee that they are or will remain accurate. Although Moody's encourages all issuers to provide reporting data in a consistent manner, there may be differences in the way that certain data is categorised by issuers. The data reporting template (which Issuers are requested to use) is available on request.

(note 2) This assumes the Covered Bonds rating is not constrained by the TPI. Also to the extent rating assumptions change following a downgrade or an upgrade of the Issuer, the necessary OC stated here may also change. This is especially significant in the case of Issuers currently rated A2 or A3, as the

(note 3) This is the minimum OC calculated to be consistent with the current rating under Moody's expected loss model. However, the level of OC consistent with a given rating level may differ from this amount where ratings are capped under the TPI framework and, for example, where committee discretion is applied.

(note 4) The OC consistent with the current rating is the minimum level of over-collateralisation which is necessary to support the covered bond rating at its current level on the basis of the pool as per the cut-off date. The sensitivity run is based on certain assumptions, including that the Covered Bonds rating is not constrained by the TPI. Further, this sensitivity run is a model output only and therefore a simplification as it does not take into account certain assumptions that may change as an issuer is downgraded, and as a result the actual OC number consistent with the current rating may be higher than

(note 5) Of which 0% needs to be provided in committed form.

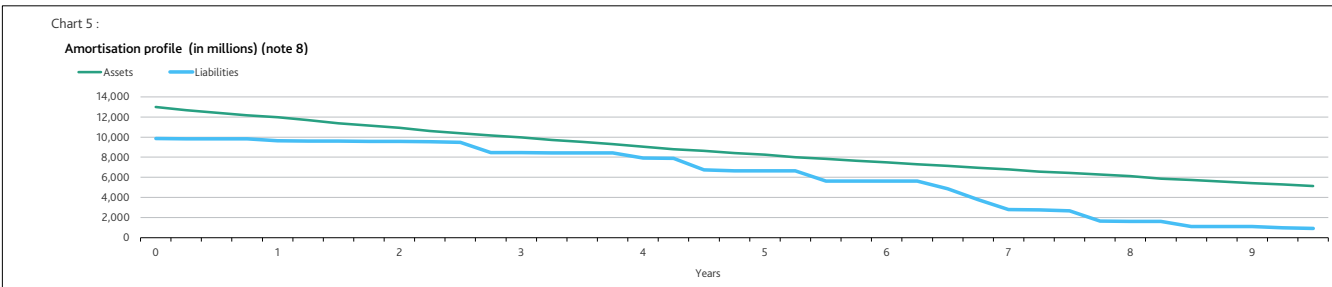
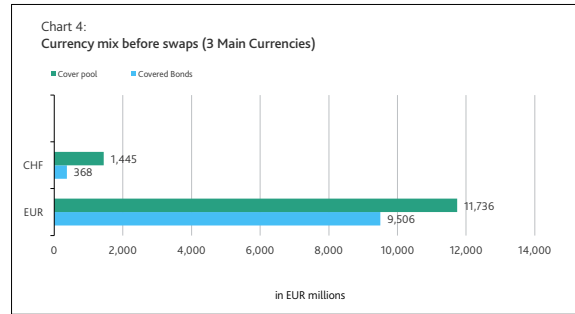
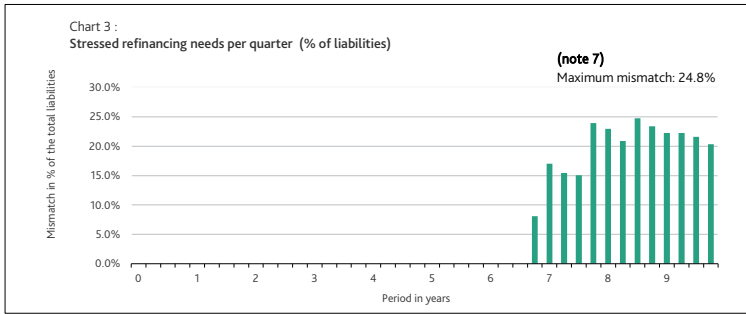
V. Asset Liability Profile

Interest Rate & Duration Mismatch (note 6)

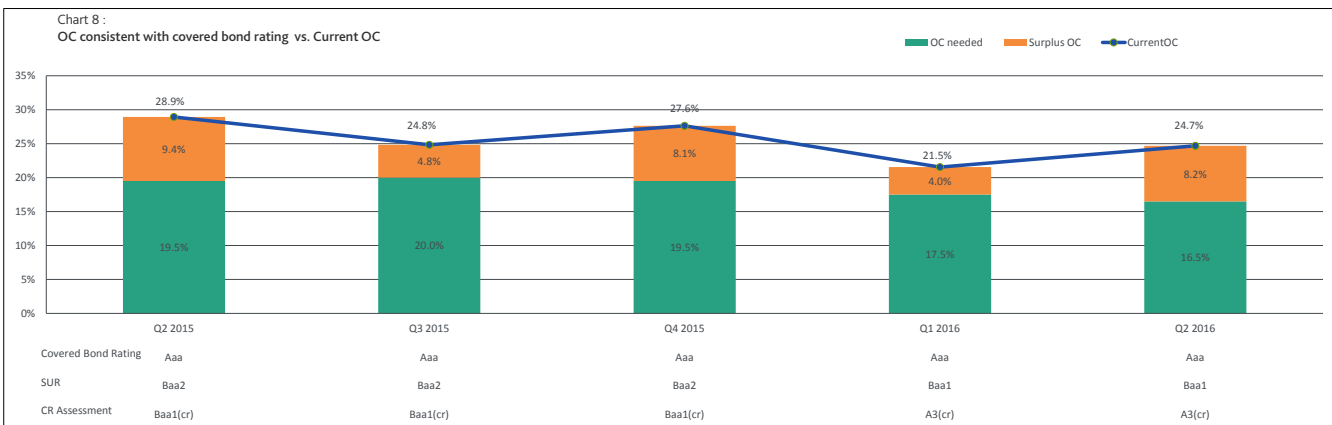
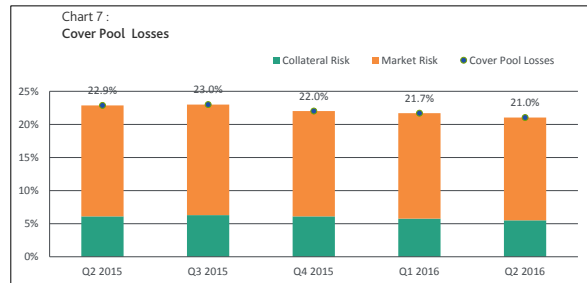
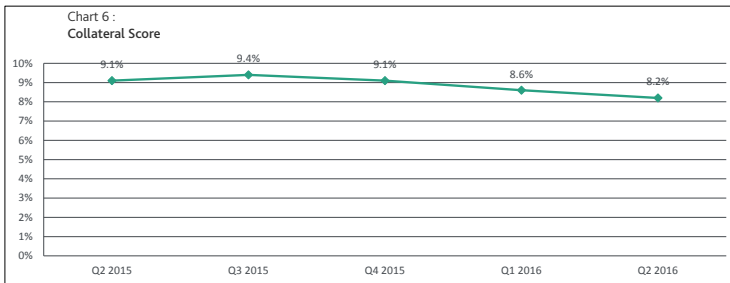
Fixed rate assets in the cover pool:	11.0%
Fixed rate covered bonds outstanding:	58.1%
WAL of outstanding covered bonds:	6.6 years
WAL of the cover pool:	8.8 years

Swap Arrangements

Interest rate swap(s) in the Cover Pool:	No
Intra-group interest rate swap(s) provider(s):	No
Currency swap(s) in the Cover Pool:	No
Intra-group currency swap(s) provider(s):	No



VI. Performance Evolution



This publication does not announce a credit rating action. For any credit ratings referenced in this publication, please see the ratings tab on the issuer/entity page on [www.moody.com](http://www.moody.com) for the most updated credit rating action information and rating history.

(note 6) This assumes no prepayment.  
 (note 7) Based on principal flows only. Assumptions include no prepayments, principal collections limited to the portion of assets that make up the amount of the liabilities plus committed OC, no further CB issuance and no further assets added to the cover pool.  
 (note 8) Assumptions include no prepayment, no swap in place in Cover Pool and no further CB issuance.

VII. Cover Pool Information - Residential Assets - EUR Denominated

Overview

Asset type:	Residential_Assets_EUR
Asset balance:	4,981,747,813
Average loan balance:	87,998
Number of loans:	56,612
Number of borrowers:	48,373
Number of properties:	73,624
WA remaining term (in months):	216
WA seasoning (in months):	60

Details on LTV

WA unindexed LTV (*):	n/d
WA indexed LTV:	68.2%
Valuation type:	Lending Value
LTV threshold:	60.0%
Junior ranks:	0.0%
Prior ranks:	30.2%

n/d: information not disclosed by Issuer  
n/a: information not applicable

Specific Loan and Borrower characteristics

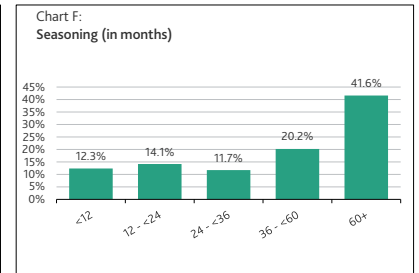
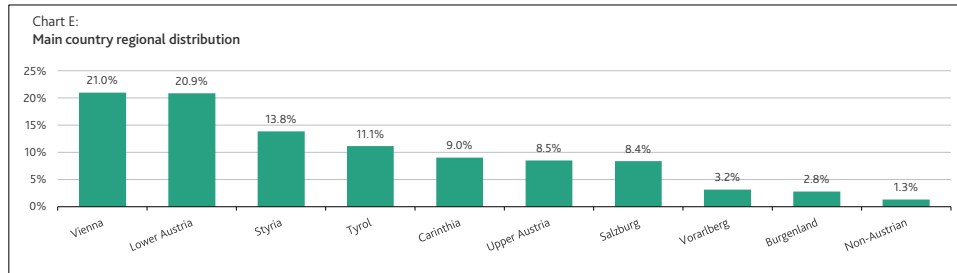
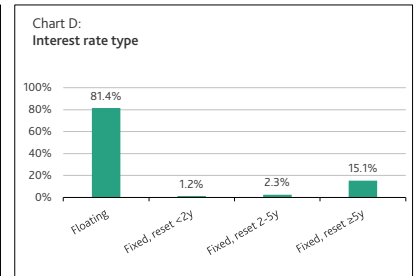
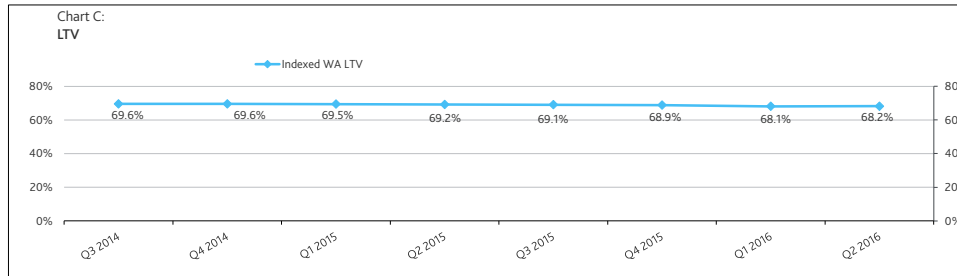
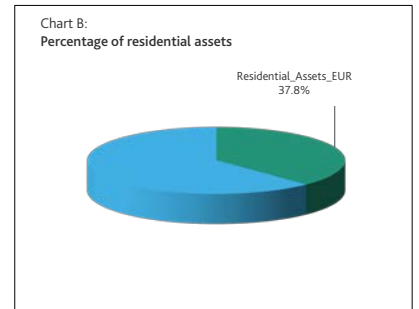
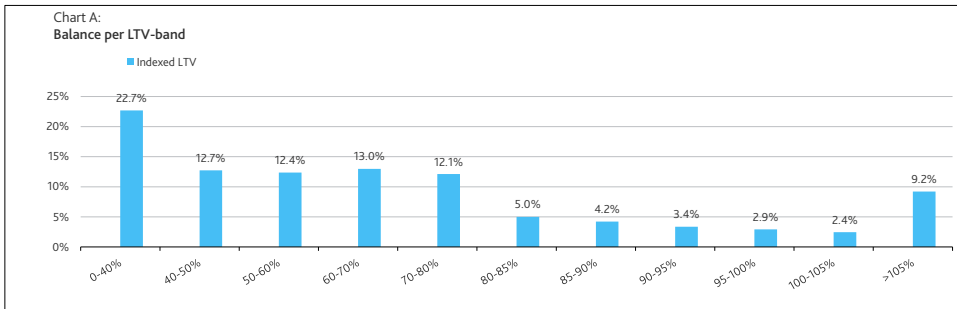
Loans with an external guarantee in addition to a mortgage:	n/a
Interest only Loans:	5.4%
Loans for second homes / Vacation:	0.0%
Buy to let loans / Non owner occupied properties:	0.0%
Limited income verified:	0.0%
Adverse credit characteristics (**):	0.0%

Performance

Loans in arrears (≥ 2months - < 6months):	0.0%
Loans in arrears (≥ 6months - < 12months):	0.0%
Loans in arrears (≥ 12months):	0.0%
Loans in a foreclosure procedure:	0.0%

Multi-Family Properties

Loans to tenants of tenant-owned Housing Cooperatives:	n/a
Other type of Multi-Family loans (***):	n/a



(note \*) By operation of the Austrian Mortgage Bank Act, only loan parts within the first 60% LTV threshold are eligible for the cover pool. This requirement ensures that the 60% LTV threshold takes any prior ranks into consideration for the relevant cover test calculation. Based on the total loan amount, i.e. including the loan parts above the 60% LTV threshold (internal junior ranks), the weighted-average LTV of the residential mortgage loans is 68.1%. Moody's has taken both these aspects into consideration in its analysis. Moody's notes that the weighted-average LTV would only be 48.7% if the LTV calculation disregarded any prior, equal or junior ranking loans, which are ineligible in terms of the relevant cover test calculations.  
(note \*\*) Typically borrowers with a previous personal bankruptcy or borrowers with record of court claims against them at time of origination.  
(note \*\*\*) This "other" type refers to loans directly to Housing Cooperatives and to Landlords of Multi-Family properties (not included in Buy to Let).

VII. Cover Pool Information - Residential Assets - CHF Denominated

Overview

Asset type:	Residential_Assets_CHF
Asset balance:	1,255,947,776
Average loan balance:	102,644
Number of loans:	12,236
Number of borrowers:	11,299
Number of properties:	15,049
WA remaining term (in months):	153
WA seasoning (in months):	124

Details on LTV

WA unindexed LTV (*):	n/d
WA indexed LTV:	77.4%
Valuation type:	Lending Value
LTV threshold:	60.0%
Junior ranks:	0.0%
Prior ranks:	39.7%

n/d: information not disclosed by Issuer  
n/a: information not applicable

Specific Loan and Borrower characteristics

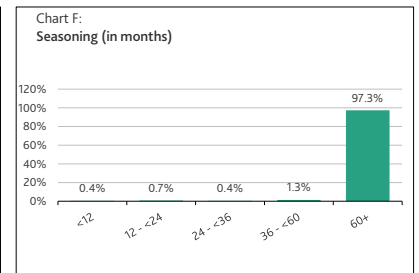
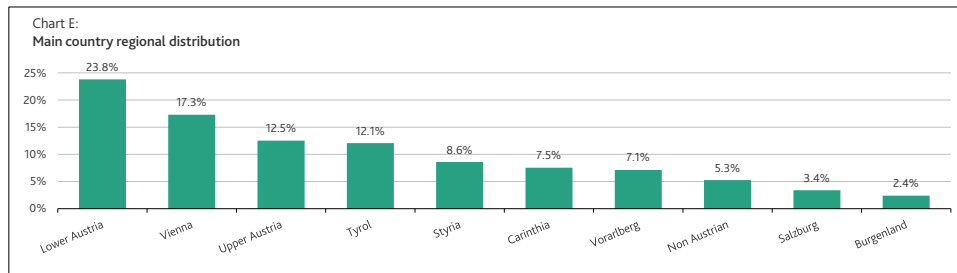
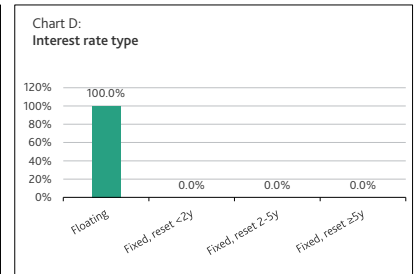
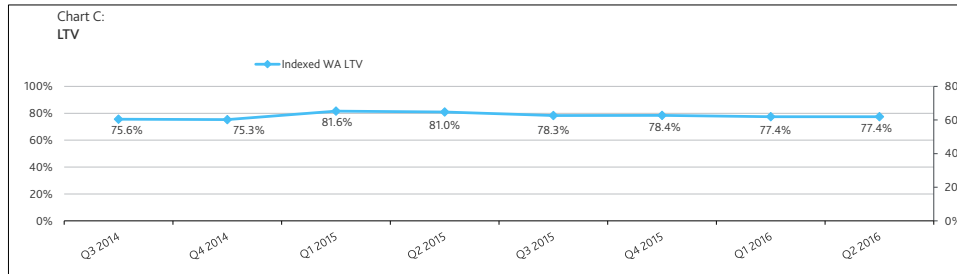
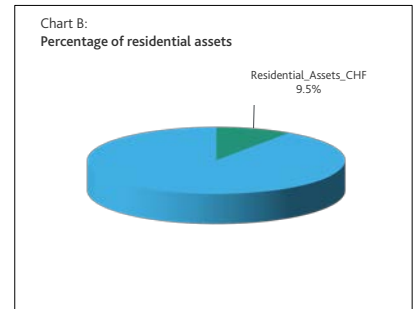
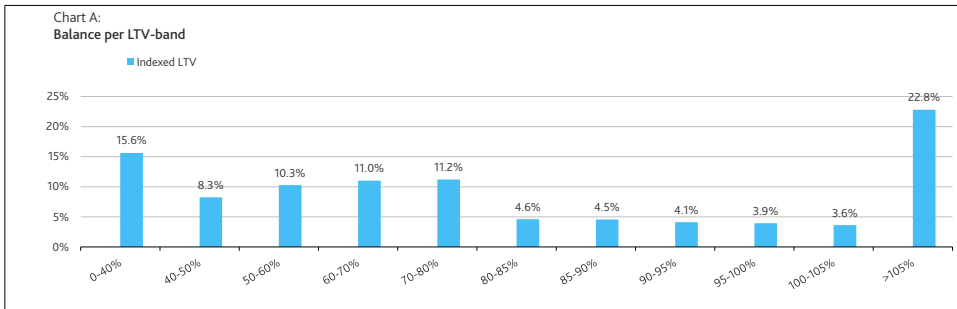
Loans with an external guarantee in addition to a mortgage:	n/a
Interest only Loans:	83.2%
Loans for second homes / Vacation:	0.0%
Buy to let loans / Non owner occupied properties:	0.0%
Limited income verified:	0.0%
Adverse credit characteristics (**):	0.0%

Performance

Loans in arrears (≥ 2months - < 6months):	0.0%
Loans in arrears (≥ 6months - < 12months):	0.0%
Loans in arrears (≥ 12months):	0.0%
Loans in a foreclosure procedure:	0.0%

Multi-Family Properties

Loans to tenants of tenant-owned Housing Cooperatives:	n/a
Other type of Multi-Family loans (***):	n/a



(note \*) By operation of the Austrian Mortgage Bank Act, only loan parts within the first 60% LTV threshold are eligible for the cover pool. This requirement ensures that the 60% LTV threshold takes any prior ranks into consideration for the relevant cover test calculation. Based on the total loan amount, i.e. including the loan parts above the 60% LTV threshold (internal junior ranks), the weighted-average LTV of the residential mortgage loans is 77.4%. Moody's has taken both these aspects into consideration in its analysis. Moody's notes that the weighted-average LTV would only be 55.9% if the LTV calculation disregarded any prior, equal or junior ranking loans, which are ineligible in terms of the relevant cover test calculations.

(note \*\*) Typically borrowers with a previous personal bankruptcy or borrowers with record of court claims against them at time of origination.  
(note \*\*\*) This "other" type refers to loans directly to Housing Cooperatives and to Landlords of Multi-Family properties (not included in Buy to Let)

IX. Cover Pool Information - Commercial Assets

Overview

Asset type:	Commercial
Asset balance:	4,917,995,168
Average loan balance:	395,974
Number of loans/largest 10 loans:	12,420 / 7.3%
Number of borrowers / largest 10 borrowers:	7,644 / 12.5%
Number of properties/ largest 10 properties:	22,861 / n/d
Number of tenants / largest 10 tenants as % of total current net rent :	n/d
Main countries:	Austria (93.3%) Non Austrian (6.7%)

Details on Loan Underwriting (pool average weighted by loan amount)

Loan seasoning (in months) :	49
Underwriter's Debt Service Coverage ratio (DSCR)* :	n/d
Remaining loan term (in months) :	140
Remaining tenancy term (in months) :	n/d
Tenants rated at investment grade (as % of the pool) :	n/d

\* The DSCR calculation is based on net rent (next 12 months) from the property or properties securing the loan(s) and interest and principal payments for the coming 12 months.  
n/d: information not disclosed by Issuer  
n/a: information not applicable

Specific Loan and Borrower characteristics

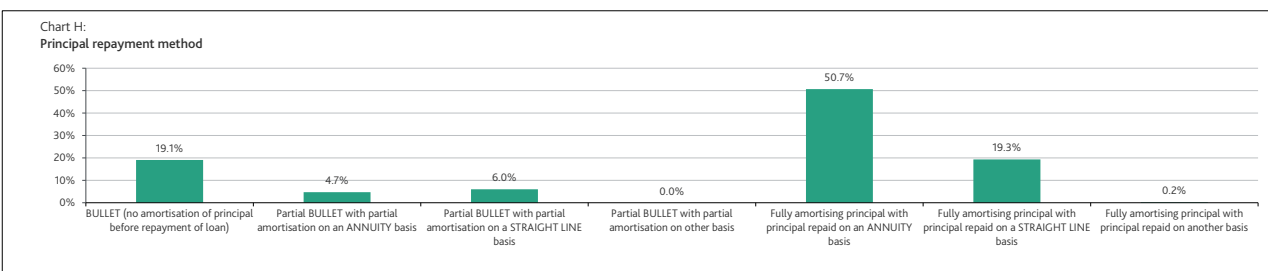
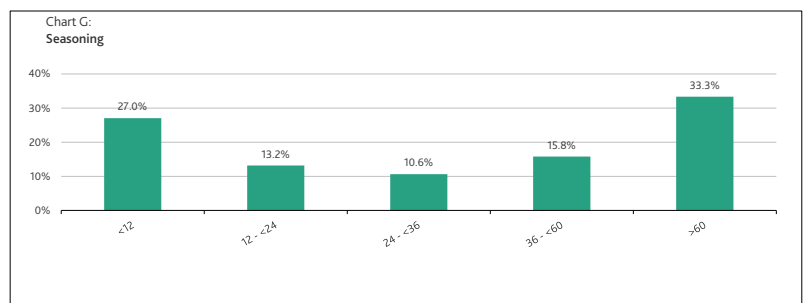
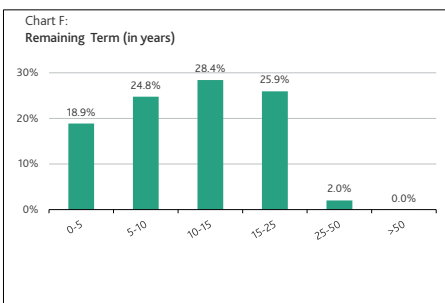
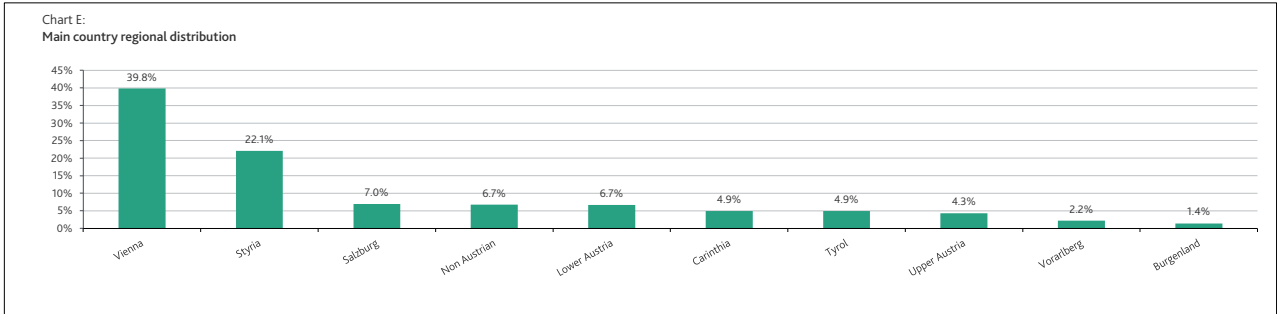
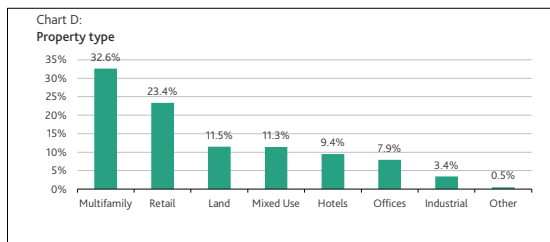
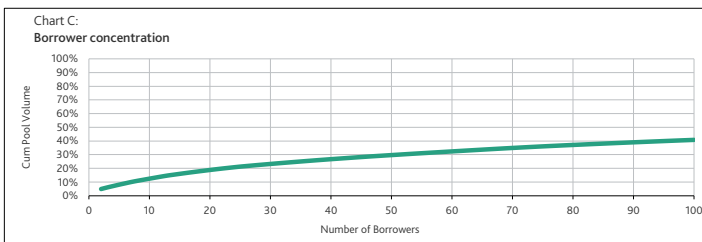
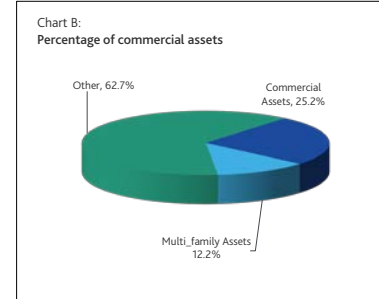
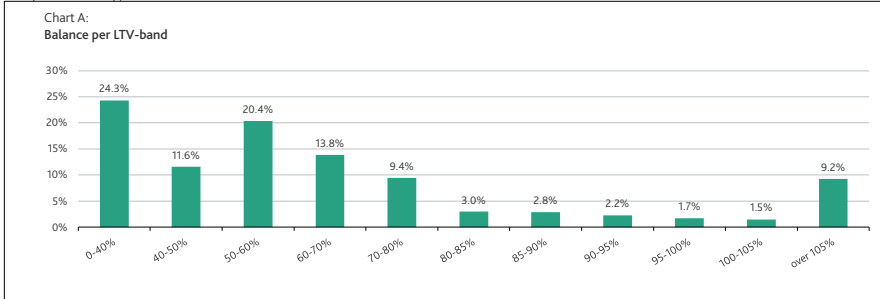
Bullet loans:	19.1%
Loans in non-domestic currency:	3.8%
Percentage of fixed rate loans:	11.1%
Percentage of loans exposed to interest rate risk:	96.1%
Percentage of loans with recourse to sponsor / initiator :	n/d
Financing of properties in construction :	3.2%

Performance

Loans in arrears ≥ 2 months:	0.0%
Loans in a foreclosure procedure:	0.0%

Details on LTV

Original LTV (property value at loan origination) :	n/d
Current LTV (loan balance in cover pool, current property value) :	42.2%
Current LTV (whole loan, including junior ranking loan parts) (*) :	65.2%
Valuation type:	Lending Value
LTV Threshold:	60.0%
Junior ranks:	n/d
Prior ranks:	20.9%



(note \*) By operation of the Austrian Mortgage Bank Act, only loan parts within the first 60% LTV threshold are eligible for the cover pool. This requirement ensures that the 60% LTV threshold takes any prior ranks and equal ranking loans into consideration for the relevant cover test calculation. Based on the total loan amount, i.e. including the loan parts above the 60% LTV threshold (internal junior ranks), the weighted-average LTV of the commercial mortgage loans is 65.9%. Moody's has taken both these aspects into consideration in its analysis. Moody's notes that the weighted-average LTV would only be 42.2% if the LTV calculation disregarded any internal junior loans, which are both ineligible in terms of the relevant cover test calculations.

**X. Cover Pool Information - Non-profit Housing**

**Overview**

Asset type:	Non-profit Housing
Asset balance:	1,800,117,171
Average loan balance:	770,598
Number of loans:	2,336
Number of borrowers:	145
Number of properties:	2,593
WA remaining term (in months):	221
WA seasoning (in months):	101

**Details on LTV**

WA unindexed LTV (*):	n/d
WA indexed LTV:	56.2%
Valuation type:	Lending Value
LTV threshold:	60.0%
Junior ranks:	0.0%
Prior ranks:	20.0%

n/d: information not disclosed by Issuer  
n/a: information not applicable

**Specific Loan and Borrower characteristics**

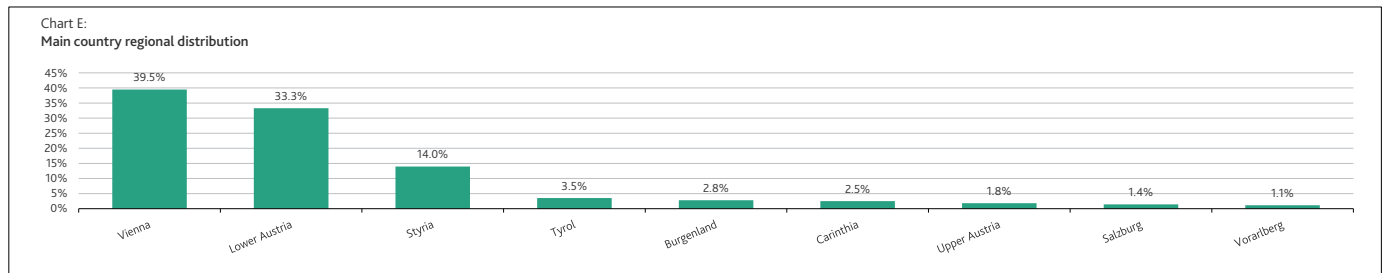
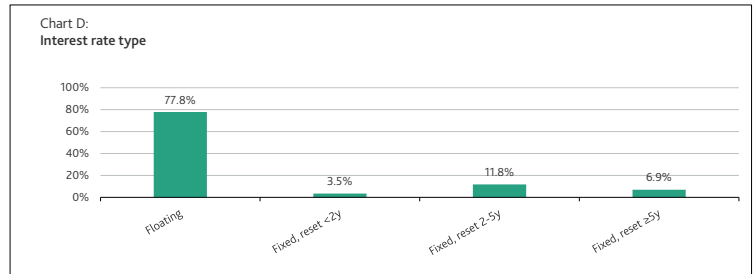
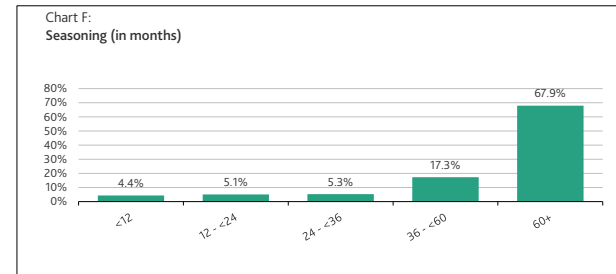
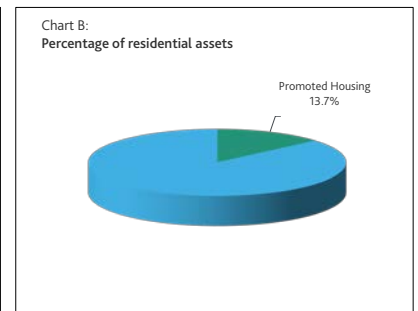
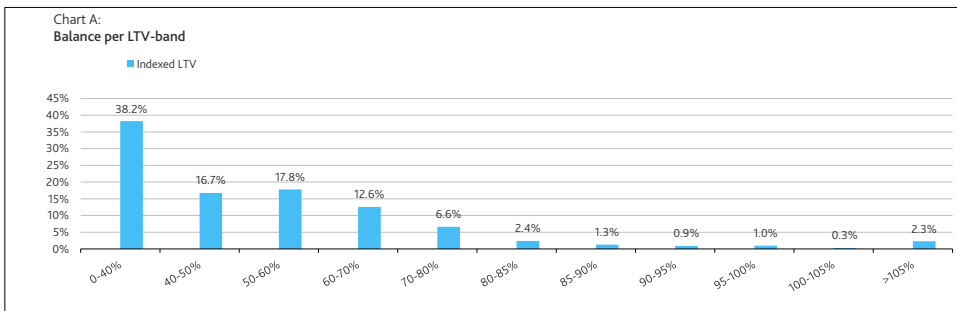
Loans with an external guarantee in addition to a mortgage:	n/a
Interest only Loans:	3.6%
Loans for second homes / Vacation:	n/a
Buy to let loans / Non owner occupied properties:	100.0%
Limited income verified:	0.0%
Adverse credit characteristics (**):	0.0%

**Performance**

Loans in arrears (≥ 2months - < 6months):	0.0%
Loans in arrears (≥ 6months - < 12months):	0.0%
Loans in arrears (≥ 12months):	0.0%
Loans in a foreclosure procedure:	0.0%

**Multi-Family Properties**

Loans to tenants of tenant-owned Housing Cooperatives:	n/a
Other type of Multi-Family loans (***):	n/a



(note \*) By operation of the Austrian Mortgage Bank Act, only loan parts within the first 60% LTV threshold are eligible for the cover pool. This requirement ensures that the 60% LTV threshold takes any prior ranks and equal ranking loans into consideration for the relevant cover test calculation. Based on the total loan amount, i.e. including the loan parts above the 60% LTV threshold (internal junior ranks), the weighted-average LTV of the commercial mortgage loans is 55.9%. Moody's has taken both these aspects into consideration in its analysis. Moody's notes that the weighted-average LTV would only be 33.7% if the LTV calculation disregarded any internal junior loans, which are both ineligible in terms of the relevant cover test calculations.  
(note \*\*) Typically borrowers with a previous personal bankruptcy or borrowers with record of court claims against them at time of origination.  
(note \*\*\*) This "other" type refers to loans directly to Housing Cooperatives and to Landlords of Multi-Family properties (not included in Buy to Let).

**XI. Cover Pool Information - Supplementary Assets**

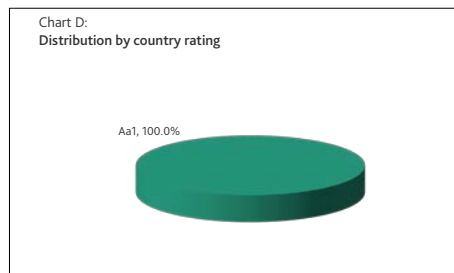

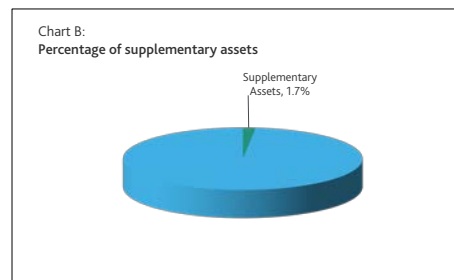
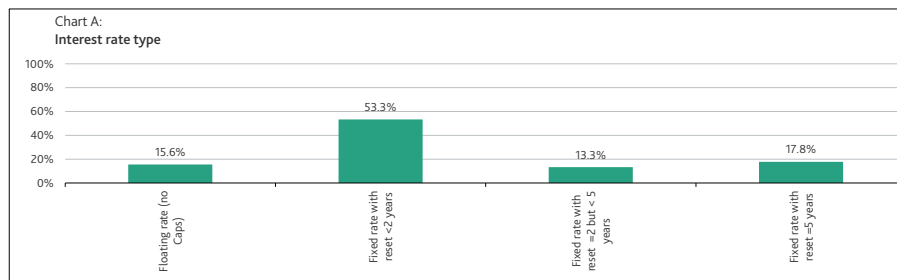
**Overview**

Asset type:	Supplementary Assets
Asset balance:	225,000,000
WA remaining Term (in months):	29
Number of assets:	7
Number of borrowers:	2
Average assets size:	32,142,857
Average exposure to borrowers:	112,500,000

n/d: information not disclosed by Issuer  
 n/a: information not applicable

**Specific Loan and Borrower characteristics**

Repo eligible assets:	100.0%
Percentage of fixed rate assets:	84.4%
Percentage of bullet assets:	100.0%
Assets in non-domestic currency:	0.0%
<b>Performance</b>	
Assets in arrears ( ≥ 2months - < 6months):	0.0%
Assets in arrears ( ≥ 6months - < 12months):	0.0%
Assets in arrears ( > 12months):	0.0%
Assets in a enforcement procedure:	0.0%



Appendix 1: Liabilities Information: Last 50 Issuances

ISIN	Series Number	Currency	Outstanding Amount	Issuance Date	Expected Maturity	Legal Final Maturity	Interest Rate Type	Coupon	Principal Payment
AT0000A1LLC8	n/d	EUR	1,000,000,000	27/06/2016	27/09/2023	27/09/2023	Floating rate	m03EUR01 + 0 bps	BULLET
AT0000AJV57	n/d	EUR	10,000,000	29/01/2016	29/01/2031	29/01/2031	Fixed rate	1.360%	BULLET
XS1346557637	n/d	EUR	750,000,000	19/01/2016	19/01/2023	19/01/2023	Fixed rate	0.625%	BULLET
QOXDBA032329	n/d	EUR	10,000,000	11/12/2015	10/12/2028	10/12/2028	Fixed rate	1.382%	BULLET
XS1288539874	n/d	EUR	500,000,000	09/09/2015	09/09/2020	09/09/2020	Fixed rate	0.375%	BULLET
QOXDBA032303	n/d	EUR	20,000,000	23/05/2015	21/03/2035	21/03/2035	Fixed rate	0.900%	BULLET
XS1181448561	n/d	EUR	500,000,000	05/02/2015	05/02/2025	05/02/2025	Fixed rate	0.750%	BULLET
AT0000A1AKL4	n/d	EUR	20,000,000	13/11/2014	13/05/2024	13/05/2024	Fixed rate	1.000%	BULLET
QOXDBA028251	n/d	EUR	2,000,000	04/11/2014	03/11/2033	03/11/2033	Fixed rate	2.010%	BULLET
AT0000A192J8	n/d	EUR	11,000,000	01/08/2014	01/08/2024	01/08/2024	Fixed rate	1.500%	BULLET
AT0000A192G4	n/d	EUR	1,000,000	01/08/2014	01/08/2022	01/08/2022	Fixed rate	1.090%	BULLET
AT0000A191G6	n/d	EUR	21,000,000	28/07/2014	28/07/2024	28/07/2024	Fixed rate	1.430%	BULLET
AT0000A18XH4	n/d	EUR	4,500,000	17/07/2014	30/12/2029	30/12/2029	Fixed rate	2.150%	BULLET
AT0000A17Z73	n/d	EUR	1,000,000,000	21/05/2014	21/05/2023	21/05/2023	Floating rate	m03EUR01 + 0 bps	BULLET
AT0000A17XZ8	n/d	EUR	1,000,000,000	21/05/2014	21/05/2024	21/05/2024	Floating rate	m03EUR01 + 0 bps	BULLET
AT0000A17ZV2	n/d	EUR	1,000,000,000	21/05/2014	21/05/2019	21/05/2019	Floating rate	m03EUR01 + 0 bps	BULLET
AT0000A17AQ5	n/d	EUR	5,000,000	24/04/2014	25/04/2022	25/04/2022	Floating rate	m03EUR01 + 20 bps	BULLET
QOXDBA028269	n/d	EUR	5,000,000	11/04/2014	11/03/2033	11/03/2033	Fixed rate	2.010%	BULLET
AT0000A16TM6	n/d	EUR	37,500,000	25/03/2014	25/03/2024	25/03/2024	Floating rate	m03EUR01 + 20 bps	BULLET
QOXDBA028210	n/d	EUR	25,000,000	29/01/2014	29/01/2029	29/01/2029	Fixed rate	2.525%	BULLET
QOXDBA028202	n/d	EUR	15,000,000	16/01/2014	16/01/2034	16/01/2034	Fixed rate	2.890%	BULLET
QOXDBA028194	n/d	EUR	5,000,000	16/01/2014	16/01/2034	16/01/2034	Fixed rate	2.890%	BULLET
QOXDBA028186	n/d	EUR	5,000,000	16/01/2014	16/01/2034	16/01/2034	Fixed rate	3.070%	BULLET
AT000B120340	n/d	EUR	35,000,000	19/12/2013	19/12/2023	19/12/2023	Fixed rate	2.125%	BULLET
QOXDBA028160	n/d	EUR	15,000,000	13/11/2013	15/12/2028	15/12/2028	Fixed rate	3.000%	BULLET
QOXDBA028145	n/d	EUR	10,000,000	12/11/2013	15/12/2033	15/12/2033	Fixed rate	3.010%	BULLET
QOXDBA028012	n/d	EUR	20,000,000	24/10/2013	24/10/2025	24/10/2025	Fixed rate	2.525%	BULLET
QOXDBA028020	n/d	EUR	12,000,000	24/10/2013	24/10/2025	24/10/2025	Fixed rate	2.525%	BULLET
QOXDBA028038	n/d	EUR	5,000,000	24/10/2013	24/10/2025	24/10/2025	Fixed rate	2.525%	BULLET
QOXDBA028046	n/d	EUR	5,000,000	24/10/2013	24/10/2025	24/10/2025	Fixed rate	2.525%	BULLET
QOXDBA028053	n/d	EUR	5,000,000	24/10/2013	24/10/2025	24/10/2025	Fixed rate	2.525%	BULLET
QOXDBA028061	n/d	EUR	3,000,000	24/10/2013	24/10/2025	24/10/2025	Fixed rate	2.525%	BULLET
QOXDBA027915	n/d	EUR	32,000,000	14/10/2013	14/10/2025	14/10/2025	Fixed rate	2.520%	BULLET
QOXDBA027923	n/d	EUR	15,000,000	14/10/2013	14/10/2025	14/10/2025	Fixed rate	2.520%	BULLET
QOXDBA027931	n/d	EUR	14,000,000	14/10/2013	14/10/2025	14/10/2025	Fixed rate	2.520%	BULLET
QOXDBA027949	n/d	EUR	5,000,000	14/10/2013	14/10/2025	14/10/2025	Fixed rate	2.520%	BULLET
QOXDBA027956	n/d	EUR	3,000,000	14/10/2013	14/10/2025	14/10/2025	Fixed rate	2.520%	BULLET
QOXDBA027964	n/d	EUR	1,000,000	14/10/2013	14/10/2025	14/10/2025	Fixed rate	2.520%	BULLET
QOXDBA027972	n/d	EUR	1,000,000	14/10/2013	14/10/2025	14/10/2025	Fixed rate	2.520%	BULLET
QOXDBA027980	n/d	EUR	1,000,000	14/10/2013	14/10/2025	14/10/2025	Fixed rate	2.520%	BULLET
QOXDBA027998	n/d	EUR	1,000,000	14/10/2013	14/10/2025	14/10/2025	Fixed rate	2.520%	BULLET
AT0000A12XE4	n/d	EUR	40,000,000	11/10/2013	11/10/2018	11/10/2018	Floating rate	m03EUR01 + 10 bps	BULLET
QOXDBA028004	n/d	EUR	35,000,000	11/10/2013	14/10/2028	14/10/2028	Fixed rate	2.775%	BULLET
QOXDBA021967	n/d	EUR	40,000,000	31/01/2013	31/01/2028	31/01/2028	Fixed rate	2.500%	BULLET
QOXDBA021975	n/d	EUR	10,000,000	31/01/2013	31/01/2028	31/01/2028	Fixed rate	2.480%	BULLET
QOXDBA021959	n/d	EUR	10,000,000	16/01/2013	16/01/2023	16/01/2023	Fixed rate	2.020%	BULLET
QOXDBA018112	n/d	EUR	1,000,000	10/01/2013	11/04/2023	11/04/2023	Fixed rate	2.000%	BULLET
QOXDBA018120	n/d	EUR	12,000,000	10/01/2013	11/04/2023	11/04/2023	Fixed rate	2.000%	BULLET
QOXDBA018138	n/d	EUR	1,000,000	10/01/2013	11/04/2023	11/04/2023	Fixed rate	2.000%	BULLET
QOXDBA021835	n/d	EUR	1,000,000	10/01/2013	11/04/2023	11/04/2023	Fixed rate	2.000%	BULLET

© 2016 Moody's Corporation, Moody's Investors Service, Inc., Moody's Analytics, Inc. and/or their licensors and affiliates (collectively, "MOODY'S"). All rights reserved.  
 CREDIT RATINGS ISSUED BY MOODY'S INVESTORS SERVICE, INC. AND ITS RATINGS AFFILIATES ("MIS") ARE MOODY'S CURRENT OPINIONS OF THE RELATIVE FUTURE CREDIT RISK OF ENTITIES, CREDIT COMMITMENTS, OR DEBT OR DEBT-LIKE SECURITIES, AND CREDIT RATINGS AND RESEARCH PUBLICATIONS PUBLISHED BY MOODY'S ("MOODY'S PUBLICATIONS") MAY INCLUDE MOODY'S CURRENT OPINIONS OF THE RELATIVE FUTURE CREDIT RISK OF ENTITIES, CREDIT COMMITMENTS, OR DEBT OR DEBT-LIKE SECURITIES. MOODY'S DEFINES CREDIT RISK AS THE RISK THAT AN ENTITY MAY NOT MEET ITS CONTRACTUAL, FINANCIAL OBLIGATIONS AS THEY COME DUE AND ANY ESTIMATED FINANCIAL LOSS IN THE EVENT OF DEFAULT. CREDIT RATINGS DO NOT ADDRESS ANY OTHER RISK, INCLUDING BUT NOT LIMITED TO: LIQUIDITY RISK, MARKET VALUE RISK, OR PRICE VOLATILITY. CREDIT RATINGS AND MOODY'S OPINIONS INCLUDED IN MOODY'S PUBLICATIONS ARE NOT STATEMENTS OF CURRENT OR HISTORICAL FACT. MOODY'S PUBLICATIONS MAY ALSO INCLUDE QUANTITATIVE MODEL-BASED ESTIMATES OF CREDIT RISK AND RELATED OPINIONS OR COMMENTARY PUBLISHED BY MOODY'S ANALYTICS, INC. CREDIT RATINGS AND MOODY'S PUBLICATIONS DO NOT CONSTITUTE OR PROVIDE INVESTMENT OR FINANCIAL ADVICE, AND CREDIT RATINGS AND MOODY'S PUBLICATIONS ARE NOT AND DO NOT PROVIDE RECOMMENDATIONS TO PURCHASE, SELL, OR HOLD PARTICULAR SECURITIES. NEITHER CREDIT RATINGS NOR MOODY'S PUBLICATIONS COMMENT ON THE SUITABILITY OF AN INVESTMENT FOR ANY PARTICULAR INVESTOR. MOODY'S ISSUES ITS CREDIT RATINGS AND PUBLISHES MOODY'S PUBLICATIONS WITH THE EXPECTATION AND UNDERSTANDING THAT EACH INVESTOR WILL, WITH DUE CARE, MAKE ITS OWN STUDY AND EVALUATION OF EACH SECURITY THAT IS UNDER CONSIDERATION FOR PURCHASE, HOLDING, OR SALE.  
 MOODY'S CREDIT RATINGS AND MOODY'S PUBLICATIONS ARE NOT INTENDED FOR USE BY RETAIL INVESTORS AND IT WOULD BE RECKLESS AND INAPPROPRIATE FOR RETAIL INVESTORS TO USE MOODY'S CREDIT RATINGS OR MOODY'S PUBLICATIONS WHEN MAKING AN INVESTMENT DECISION. IF IN DOUBT YOU SHOULD CONTACT YOUR FINANCIAL OR OTHER PROFESSIONAL ADVISER.

ALL INFORMATION CONTAINED HEREIN IS PROTECTED BY LAW, INCLUDING BUT NOT LIMITED TO, COPYRIGHT LAW, AND NONE OF SUCH INFORMATION MAY BE COPIED OR OTHERWISE REPRODUCED, REPACKAGED, FURTHER TRANSMITTED, TRANSFERRED, DISSEMINATED, REDISTRIBUTED OR RESOLD, OR STORED FOR SUBSEQUENT USE FOR ANY SUCH PURPOSE, IN WHOLE OR IN PART, IN ANY FORM OR MANNER OR BY ANY MEANS WHATSOEVER, BY ANY PERSON WITHOUT MOODY'S PRIOR WRITTEN CONSENT.

All information contained herein is obtained by MOODY'S from sources believed by it to be accurate and reliable. Because of the possibility of human or mechanical error as well as other factors, however, all information contained herein is provided "AS IS" without warranty of any kind. MOODY'S adopts all necessary measures so that the information it uses in assigning a credit rating is of sufficient quality and from sources MOODY'S considers to be reliable including, when appropriate, independent third-party sources. However, MOODY'S is not an auditor and cannot in every instance independently verify or validate information received in the rating process or in preparing the Moody's Publications.

To the extent permitted by law, MOODY'S and its directors, officers, employees, agents, representatives, licensors and suppliers disclaim liability to any person or entity for any indirect, special, consequential, or incidental losses or damages whatsoever arising from or in connection with the information contained herein or the use of or inability to use any such information, even if MOODY'S or any of its directors, officers, employees, agents, representatives, licensors or suppliers is advised in advance of the possibility of such losses or damages, including but not limited to: (a) any loss of present or prospective profits or (b) any loss or damage arising where the relevant financial instrument is not the subject of a particular credit rating assigned by MOODY'S.

To the extent permitted by law, MOODY'S and its directors, officers, employees, agents, representatives, licensors and suppliers disclaim liability for any direct or compensatory losses or damages caused to any person or entity, including but not limited to by any negligence (but excluding fraud, willful misconduct or any other type of liability that, for the avoidance of doubt, by law cannot be excluded) on the part of, or any contingency within or beyond the control of, MOODY'S or any of its directors, officers, employees, agents, representatives, licensors or suppliers, arising from or in connection with the information contained herein or the use of or inability to use any such information.

NO WARRANTY, EXPRESS OR IMPLIED, AS TO THE ACCURACY, TIMELINESS, COMPLETENESS, MERCHANTABILITY OR FITNESS FOR ANY PARTICULAR PURPOSE OF ANY SUCH RATING OR OTHER OPINION OR INFORMATION IS GIVEN OR MADE BY MOODY'S IN ANY FORM OR MANNER WHATSOEVER.

Moody's Investors Service, Inc., a wholly-owned credit rating agency subsidiary of Moody's Corporation ("MCO"), hereby discloses that most issuers of debt securities (including corporate and municipal bonds, debentures, notes and commercial paper) and preferred stock rated by Moody's Investors Service, Inc. have, prior to assignment of any rating, agreed to pay to Moody's Investors Service, Inc. for appraisal and rating services rendered by it fees ranging from \$1,500 to approximately \$2,500,000. MCO and MIS also maintain policies and procedures to address the independence of MIS's ratings and rating processes. Information regarding certain affiliations that may exist between directors of MCO and rated entities, and between entities who hold ratings from MIS and have also publicly reported to the SEC an ownership interest in MCO of more than 5%, is posted annually at www.moody.com under the heading "Investor Relations — Corporate Governance — Director and Shareholder Affiliation Policy."

Additional terms for Australia only: Any publication into Australia of this document is pursuant to the Australian Financial Services License of MOODY'S affiliate, Moody's Investors Service Pty Limited ABN 61 003 399 657AFSL 336969 and/or Moody's Analytics Australia Pty Ltd ABN 94 105 136 972 AFSL 383569 (as applicable). This document is intended to be provided only to "wholesale clients" within the meaning of section 761G of the Corporations Act 2001. By continuing to access this document from within Australia, you represent to MOODY'S that you are, or are accessing the document as a representative of, a "wholesale client" and that neither you nor the entity you represent will directly or indirectly disseminate this document or its contents to "retail clients" within the meaning of section 761C of the Corporations Act 2001. MOODY'S credit rating is an opinion as to the creditworthiness of a debt obligation of the issuer, not on the equity securities of the issuer or any form of security that is available to retail investors. It would be reckless and inappropriate for retail investors to use MOODY'S credit ratings or publications when making an investment decision. If in doubt you should contact your financial or other professional adviser.

Additional terms for Japan only: Moody's Japan K.K. ("MJKK") is a wholly-owned credit rating agency subsidiary of Moody's Group Japan G.K., which is wholly-owned by Moody's Overseas Holdings Inc., a wholly-owned subsidiary of MCO. Moody's SF Japan K.K. ("MSFJ") is a wholly-owned credit rating agency subsidiary of MJKK. MSFJ is not a Nationally Recognized Statistical Rating Organization ("NRSRO"). Therefore, credit ratings assigned by MSFJ are Non-NRSRO Credit Ratings. Non-NRSRO Credit Ratings are assigned by an entity that is not a NRSRO and, consequently, the rated obligation will not qualify for certain types of treatment under U.S. laws. MJKK and MSFJ are credit rating agencies registered with the Japan Financial Services Agency and their registration numbers are FSA Commissioner (Ratings) No. 2 and 3 respectively. MJKK or MSFJ (as applicable) hereby disclose that most issuers of debt securities (including corporate and municipal bonds, debentures, notes and commercial paper) and preferred stock rated by MJKK or MSFJ (as applicable) have, prior to assignment of any rating, agreed to pay to MJKK or MSFJ (as applicable) for appraisal and rating services rendered by it fees ranging from JPY200,000 to approximately JPY350,000,000. MJKK and MSFJ also maintain policies and procedures to address Japanese regulatory requirements.

