

## Erste Group Bank Public-Sector Covered Bond

### Covered Bonds / Austria

**Contacts** Widmayer, Patrick - (+49) 69 707 307 15 - patrick.widmayer@moodys.com

**Monitoring Client Service Desk** Monitor.CB@moodys.com  
London: +44 20 7772-5454, csdlondon@moodys.com

[Click here to download data into Excel & to see Glossary of terms used](#)

**Reporting as of:** 30/09/2013 All amounts in EUR (unless otherwise specified)

For information on how to read this report, see the latest [Moody's EMEA Covered Bond Monitoring Overview](#)

Data as provided to Moody's Investors Service (note 1)

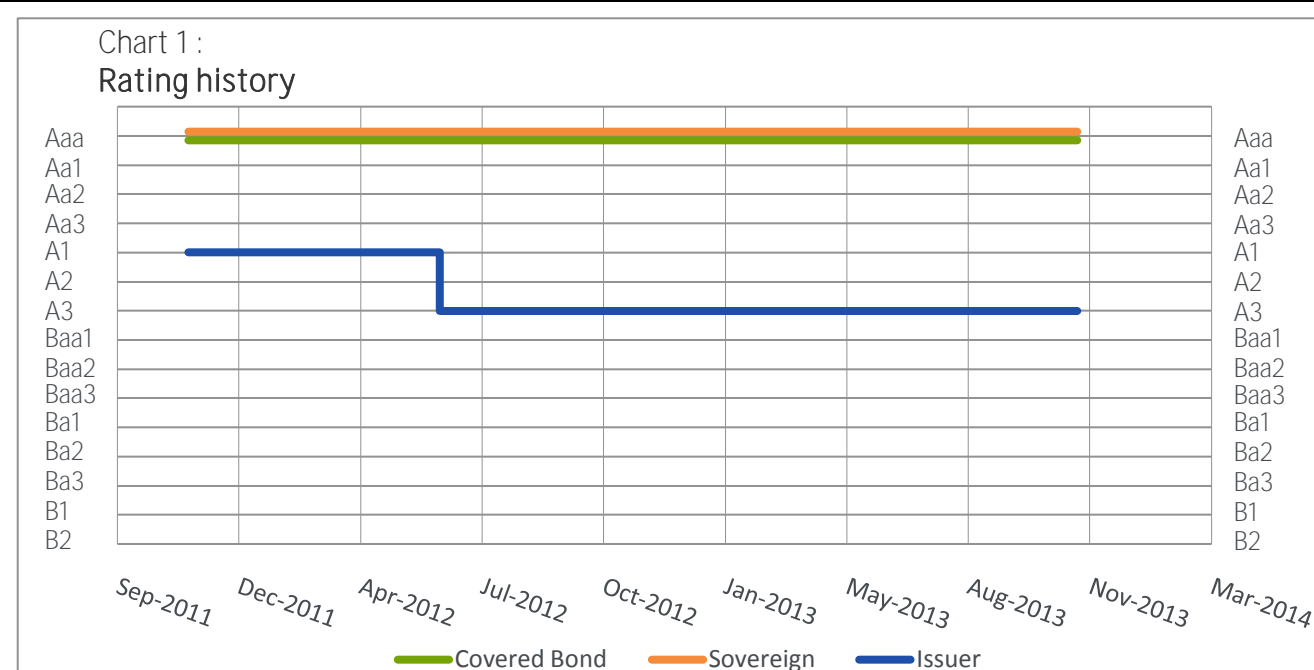
### I. Programme Overview

#### Overview

Year of initial rating assignment :	2007
Total outstanding liabilities :	EUR 2,615,303,668
Total assets in the Cover Pool :	EUR 3,270,140,567
Issuer name / rating :	Erste Group Bank AG / A3 Negative Outlook
Group / parent name / rating :	n/a
Main collateral type :	Public Sector

#### Ratings

Covered bonds rating :	Aaa
Issuer Rating : entity used for Moody's EL & TPI analysis :	Erste Group Bank AG
Issuer Rating used for Moody's EL & TPI analysis:	A3
Adjusted BCA for entity used for Moody's EL & TPI analysis:	baa3
Senior Unsecured claim used for Moody's EL analysis:	Yes



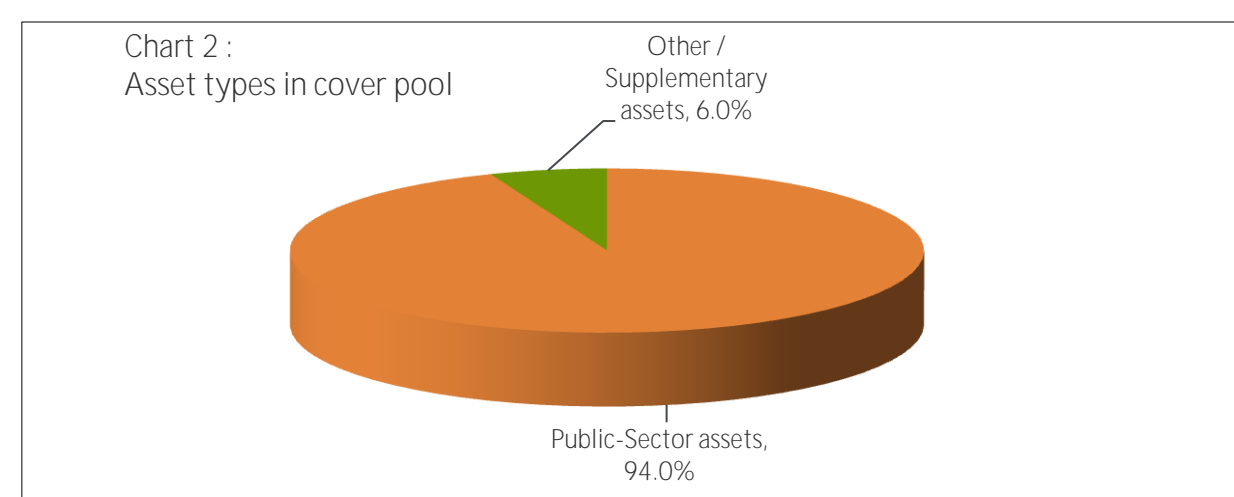
### II. Value of the Cover Pool

#### Collateral quality

Collateral Score :	5.0%
Collateral Score excl. systemic risk :	n/a

#### Cover Pool losses

Collateral Risk (Collateral Score post-haircut) :	2.7%	17%
Market Risk :	13.2%	83%
	15.9%	(100%)



### III. Over-Collateralisation Levels (note 2 & note 3)

Over-Collateralisation (OC) figures presented below include Eligible only collateral. The exception to this is current OC which may include ineligible collateral.

Over-collateralisation levels are provided on any of the following : nominal basis or unstressed NPV basis or on stressed NPV basis.

NPV stress test where stressed : 100 bps

#### Current situation

Committed OC (Stressed NPV) :	2.0%
Current OC (Unstressed NPV) :	21.4%
OC consistent with current rating :	16.0%

#### Stressed scenario Issuer rating

Scenario	Issuer is downgraded by	OC consistent with current rating
Scenario 1	Issuer is downgraded by 1 notch	n/a
Scenario 2	Issuer is rated A2	14.0%

### IV. Timely Payment Indicator & TPI Leeway

Timely Payment Indicator (TPI) :	High
TPI Leeway :	1 notch(es)

#### Extract from TPI table

Issuer Rating	High
Aa3	Aaa
A1	Aaa
A2	Aaa
A3	Aaa
Baa1	Aaa
Baa2	Aa1
Baa3	Aa2
Ba1	Aa3-A2

#### Legal framework

Does a specific covered bond law apply for this programme :	Yes
Main country in which collateral is based :	Austria
Country in which issuer is based :	Austria

#### Timely payment

Refinancing period for principal payments of 6 months or greater :	No
Liquidity reserve to support timely payments on all issuances :	No

(note 1) The data reported in this PO is based on information provided by the issuer and may include certain assumptions made by Moody's. Moody's accepts no responsibility for the information provided to it and, whilst it believes the assumptions it has made are reasonable, cannot guarantee that they are or will remain accurate. Although Moody's encourages all issuers to provide reporting data in a consistent manner, there may be differences in the way that certain data is categorised by issuers. The data reporting template (which Issuers are requested to use) is available on request.

(note 2) This assumes the Covered Bonds rating is not constrained by the TPI. Also to the extent rating assumptions change following a downgrade or an upgrade of the Issuer, the necessary OC stated here may also change. This is especially significant in the case of Issuers currently rated A2 or A3, as the necessary OC following a 1 notch downgrade may then be substantially higher than the amount suggested here as market risks are considered more critically by Moody's at this time. In any event, the necessary OC amounts stated here are subject to change at anytime at Moody's discretion.

(note 3) This is the minimum OC calculated to be consistent with the current rating under Moody's expected loss model. However, the level of OC consistent with a given rating level may differ from this amount where ratings are capped under the TPI framework and, for example, where committee discretion is applied.

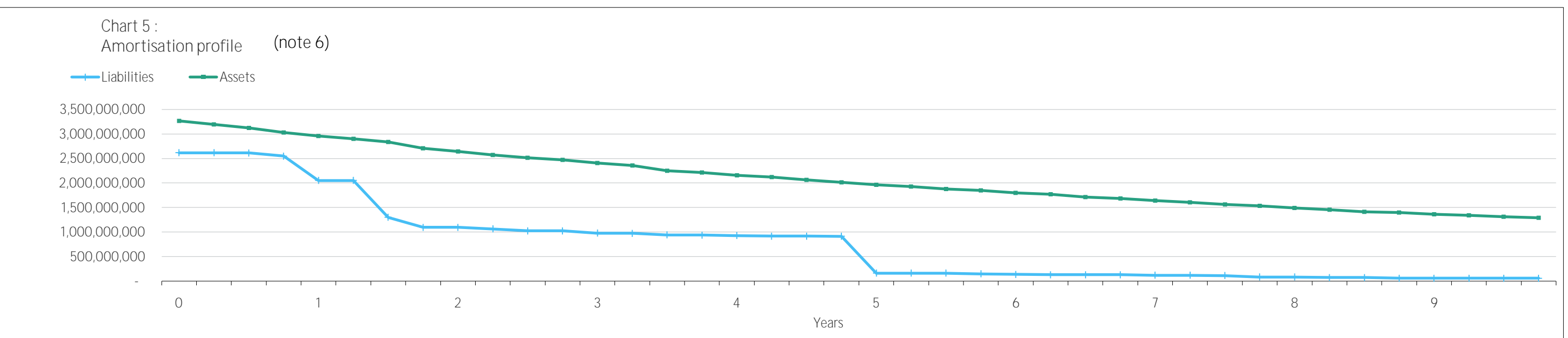
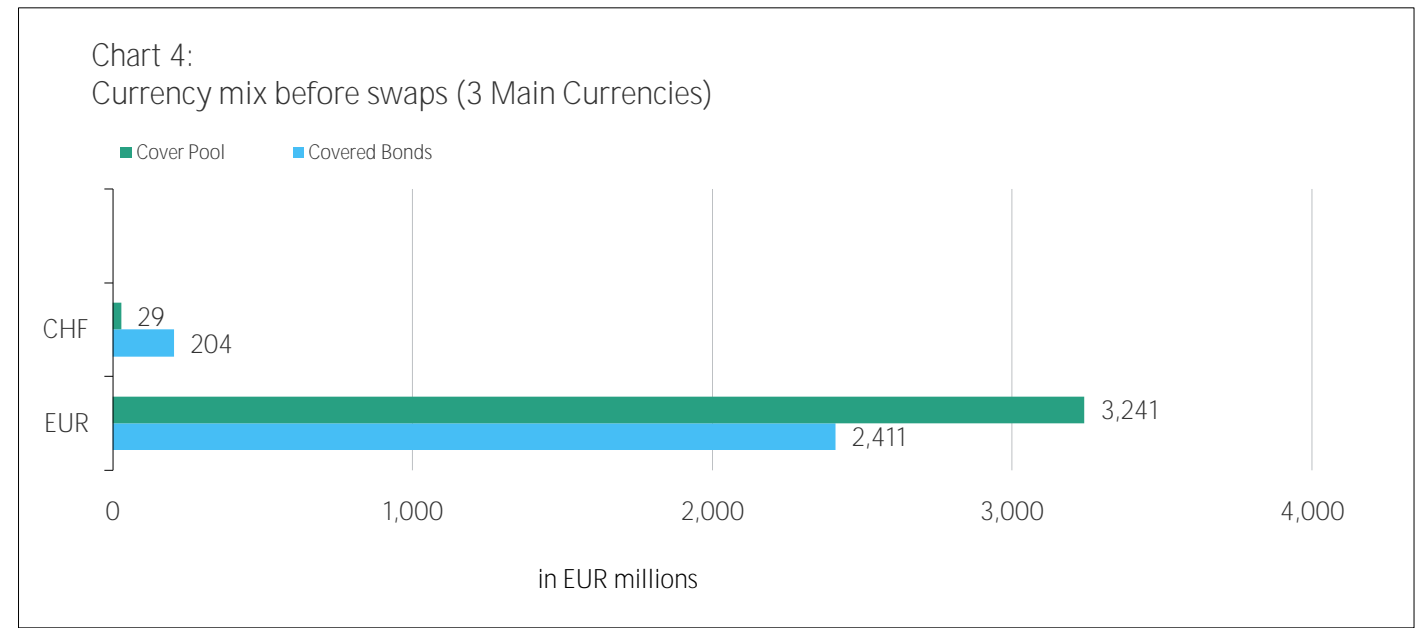
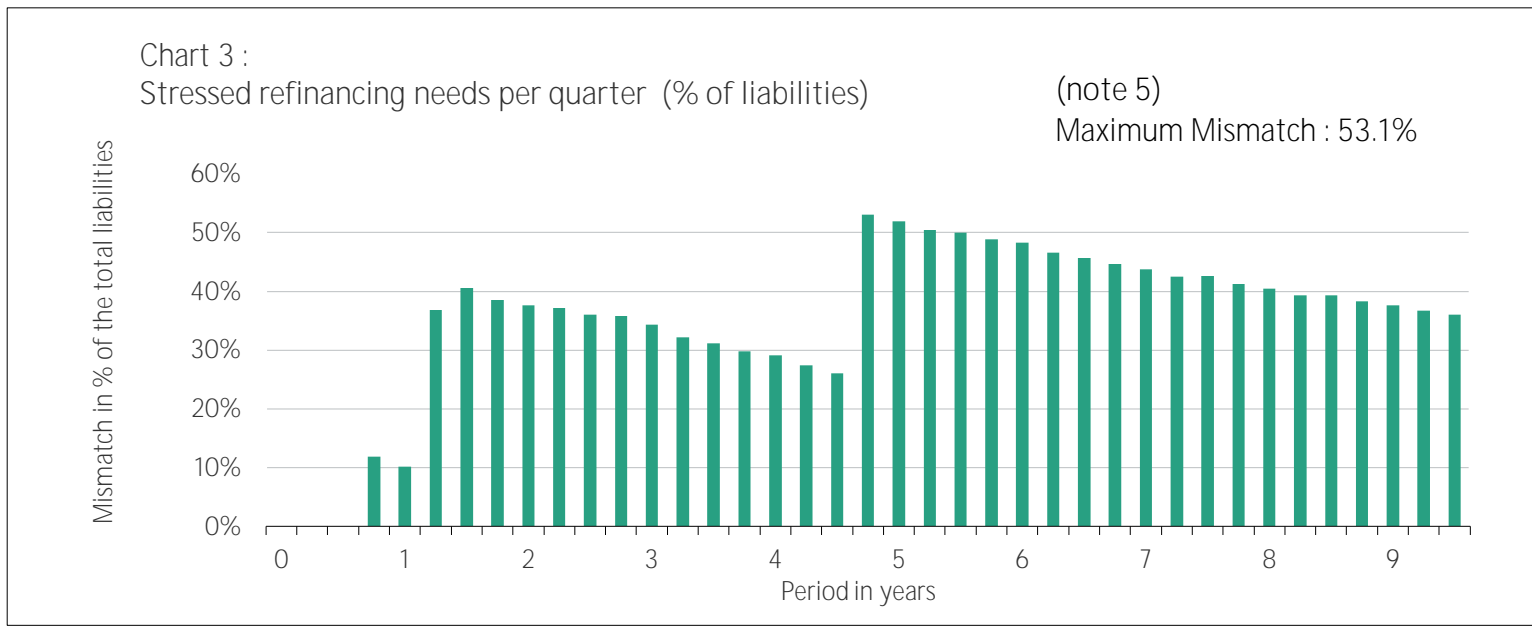
V. Asset Liability Profile

Interest Rate & Duration Mismatch (note 4)

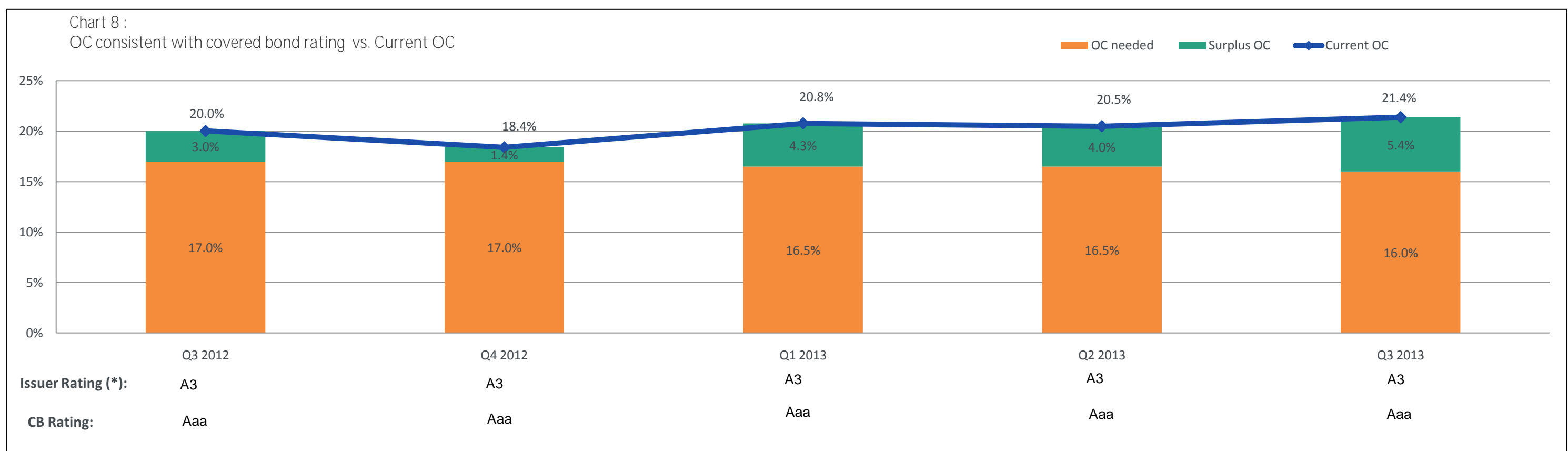
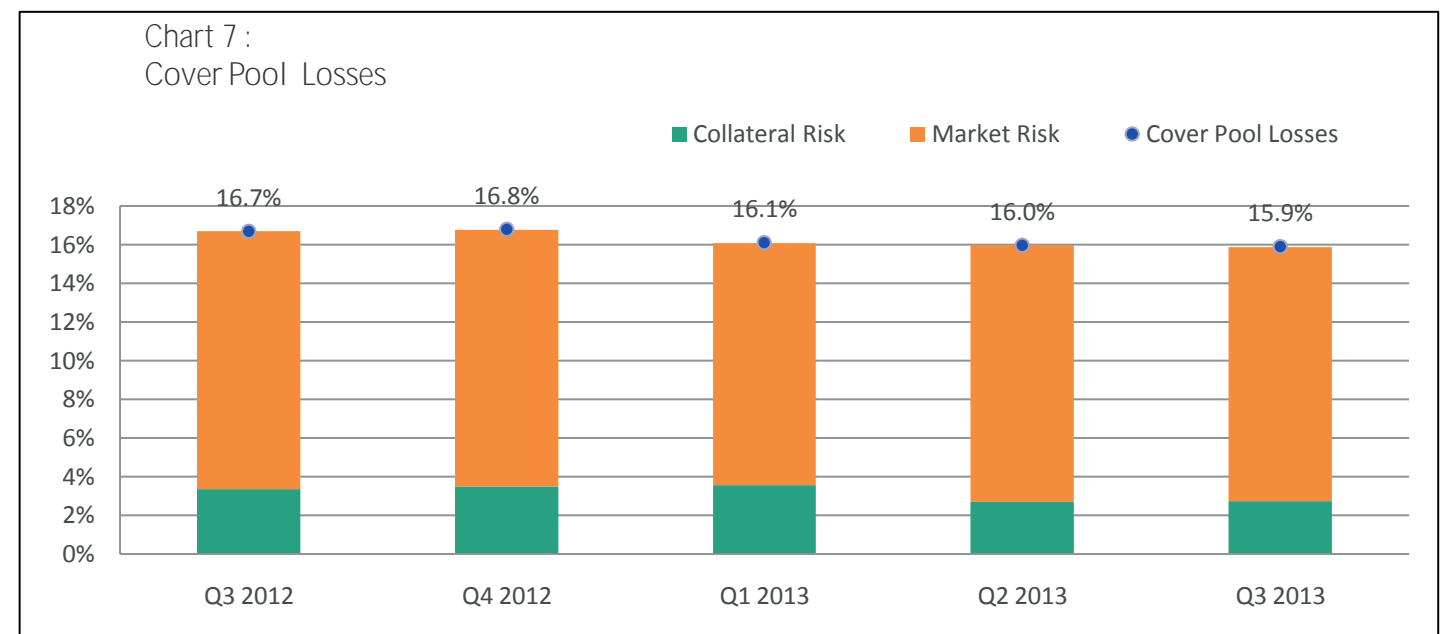
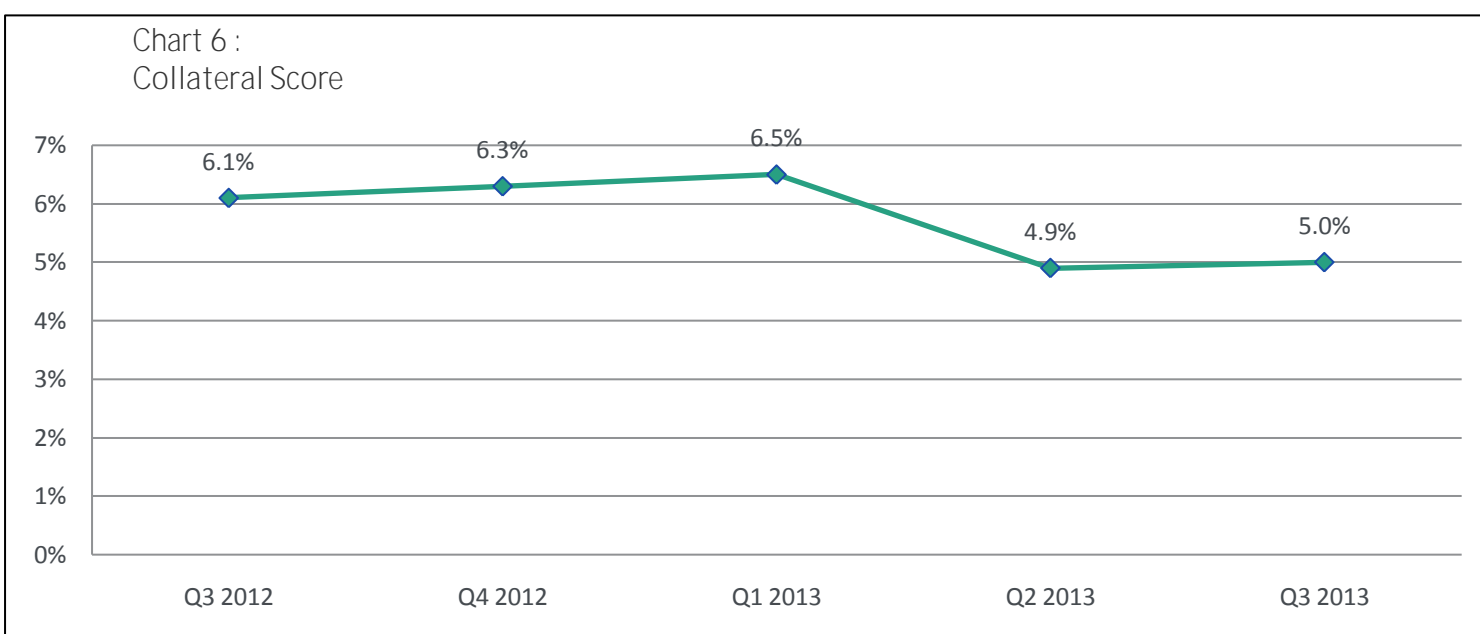
Fixed rate assets in the cover pool :	28.9%
Fixed rate covered bonds outstanding :	78.5%
WAL of outstanding covered bonds :	3.0 years
WAL of the cover pool :	8.3 years

Swap Arrangements

Interest rate swap(s) in the Cover Pool :	No
Intra-group interest rate swap(s) provider(s) :	No
Currency swap(s) in the Cover Pool :	No
Intra-group currency swap(s) provider(s) :	No



VI. Performance Evolution



(\* ) Issuer Rating used for Moody's EL & TPI analysis

(note 4) This assumes no prepayment.

(note 5) Based on principal flows only. Assumptions include no prepayments, principal collections limited to the portion of assets that make up the amount of the liabilities plus committed OC, no further CB issuance and no further assets added to the cover pool.

(note 6) Assumptions include no prepayment, no swap in place in Cover Pool, and no further CB issuance.

VII. Cover Pool Information - Public Sector Assets

Overview

Asset type :	Public Sector
Asset balance :	3,074,240,567
WA remaining Term (in months) :	166
Number of borrowers :	2,083
Number of loans / bonds :	6,755
Exposure to the 10 largest borrowers :	33.6%
Average exposure to borrowers :	1,475,872

n/d : information not disclosed by issuer

n/a : information not applicable

Specific Loan and Borrower characteristics

Repo eligible loans / bonds :	100.0%
Percentage of fixed rate loans / bonds :	28.3%
Percentage of bullet loans/ bonds :	21.0%
Loans / bonds in non-domestic currency :	0.9%

Performance

Loans / bonds in arrears ( ≥ 2months - < 6months) :	0.0%
Loans / bonds in arrears ( ≥ 6months - < 12months) :	0.0%
Loans / bonds in arrears ( ≥ 12months) :	0.0%
Loans / bonds in a foreclosure procedure :	0.0%

Table A : Borrower type by country

	Austria	Germany	Croatia	Others	
Direct claim against supranational	0.0%	0.0%	0.0%	0.0%	0.0%
Direct claim against sovereign	0.1%	0.0%	0.0%	0.0%	0.1%
Claim with guarantee of sovereign	3.1%	0.7%	0.2%	0.0%	4.1%
Direct claim against region/federal state	20.9%	0.0%	0.0%	0.0%	20.9%
Claim with guarantee of region/federal state	19.1%	0.1%	0.0%	0.1%	19.3%
Direct claim against municipality	38.2%	0.0%	0.0%	0.0%	38.2%
Claim with guarantee of municipality	16.5%	0.0%	0.0%	0.0%	16.5%
Others	0.9%	0.0%	0.0%	0.0%	0.9%
	<b>98.9%</b>	<b>0.8%</b>	<b>0.2%</b>	<b>0.1%</b>	

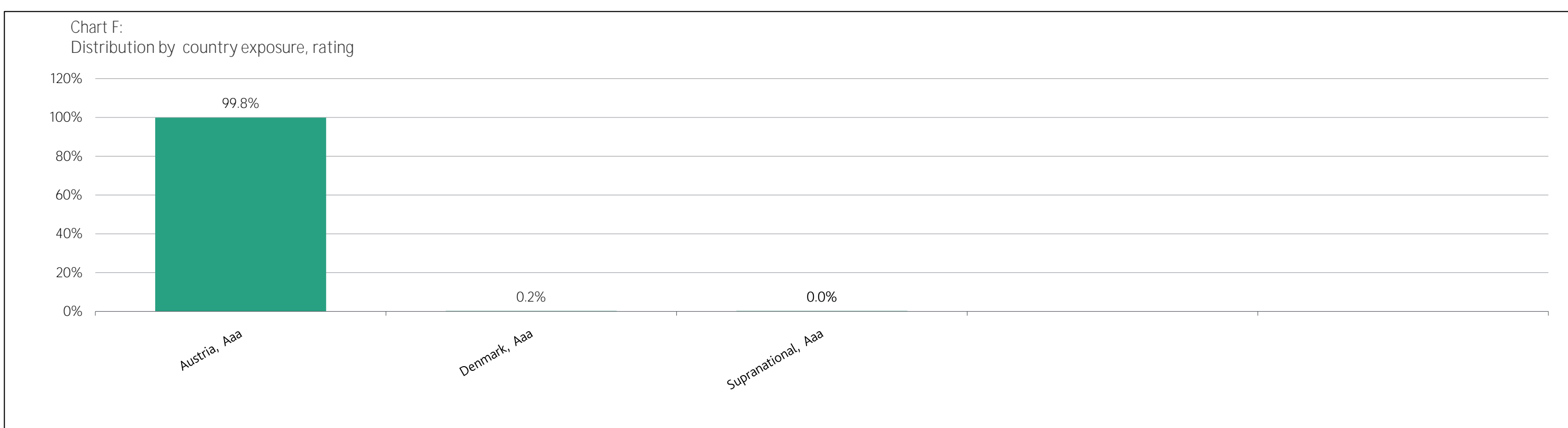
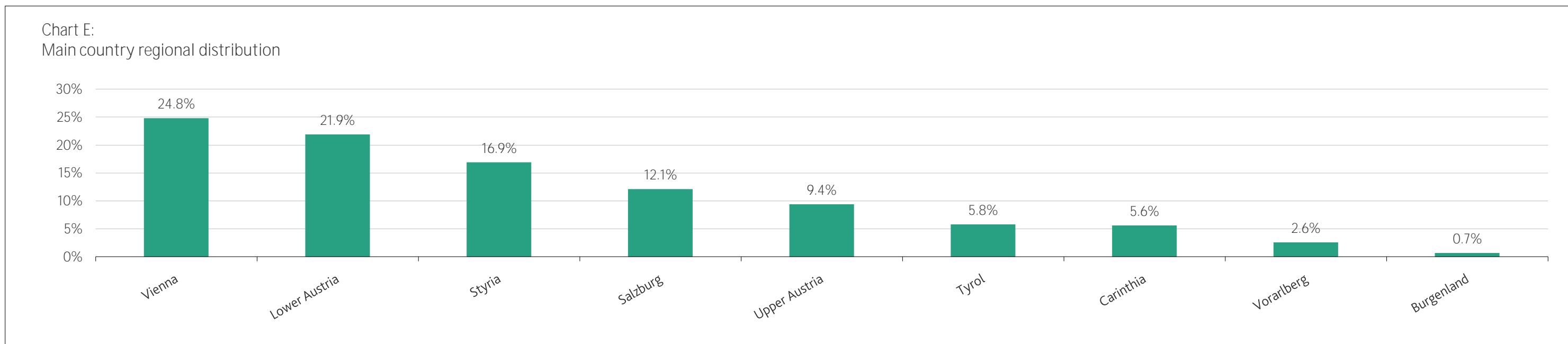
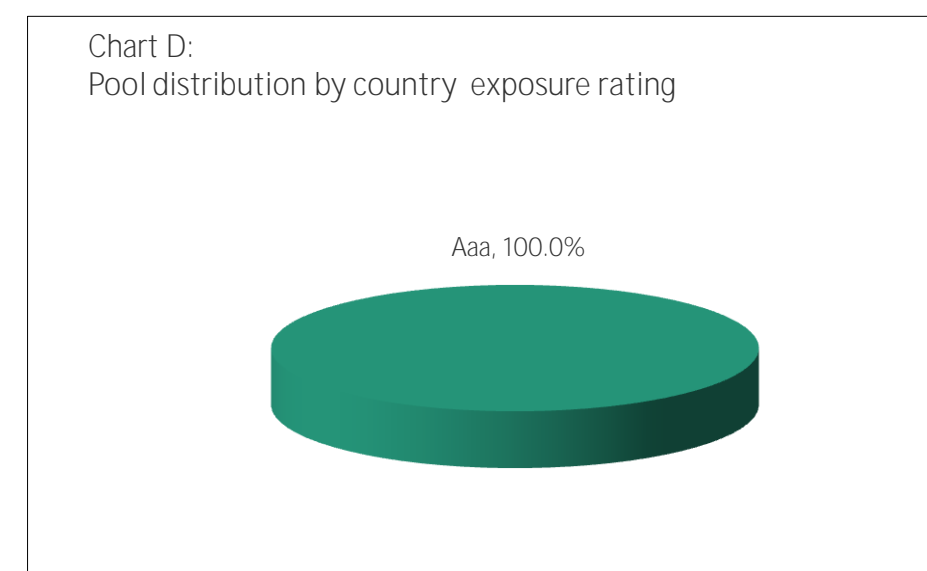
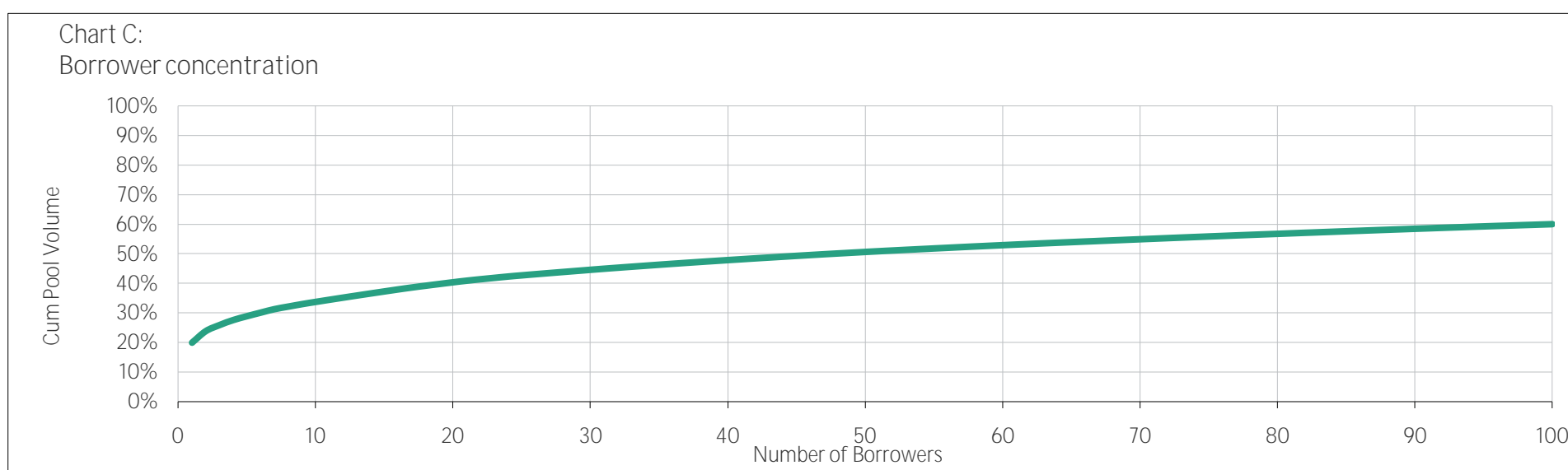
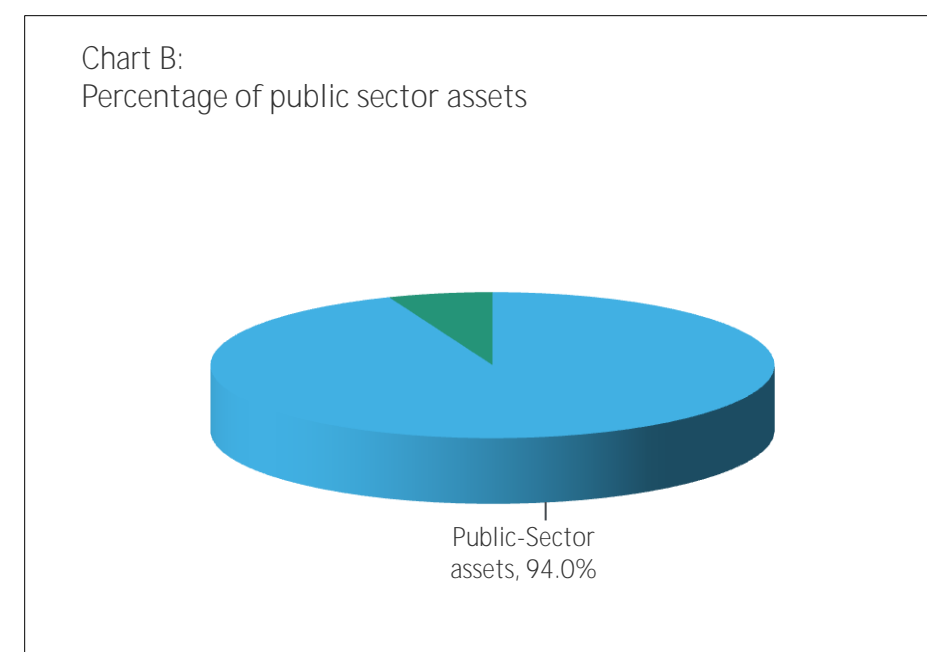


Table A and Chart C are based on debtor data. Charts D, E and F are based on guarantor data or, on unavailability of such information, on debtor data, as reported by the issuer.

VIII. Cover Pool Information - Supplementary Assets

Overview

Asset type :	Supplementary Assets
Asset balance :	195,900,000
WA remaining Term (in months) :	61
Number of assets	8
Number of borrowers	4
Average assets size	24,487,500
Average exposure to borrowers:	48,975,000

n/d : information not disclosed by Issuer

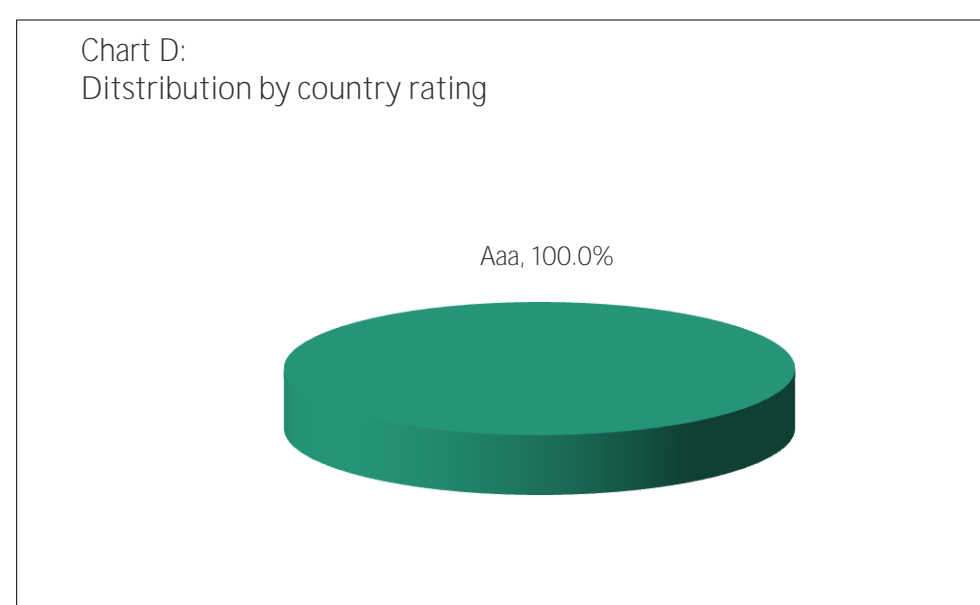
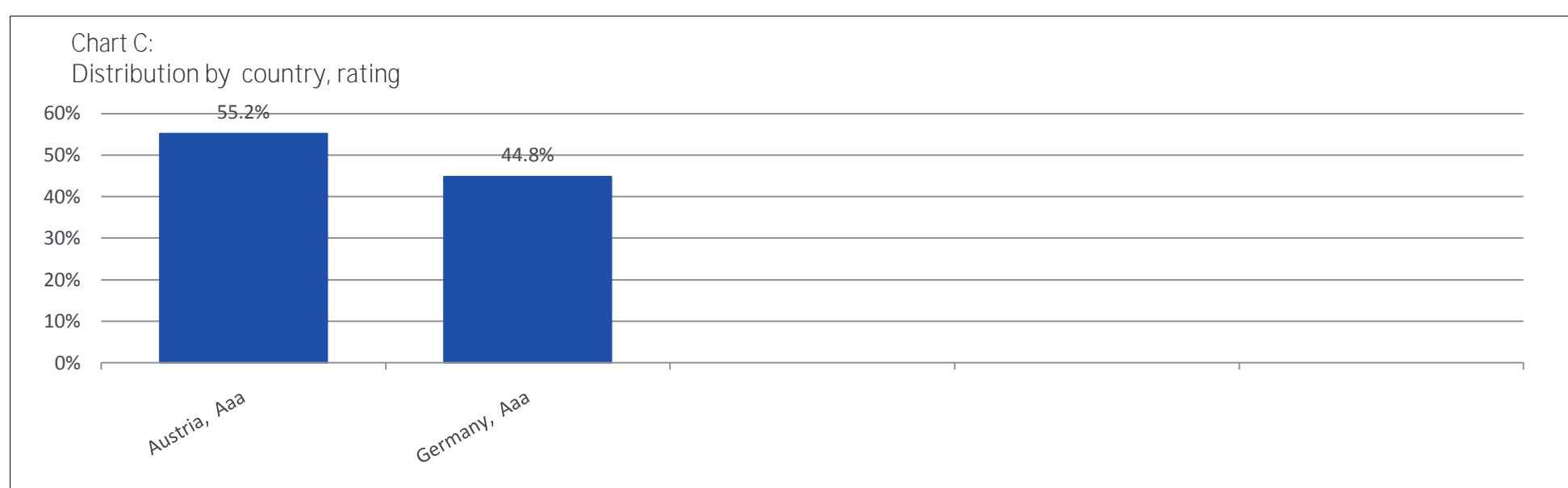
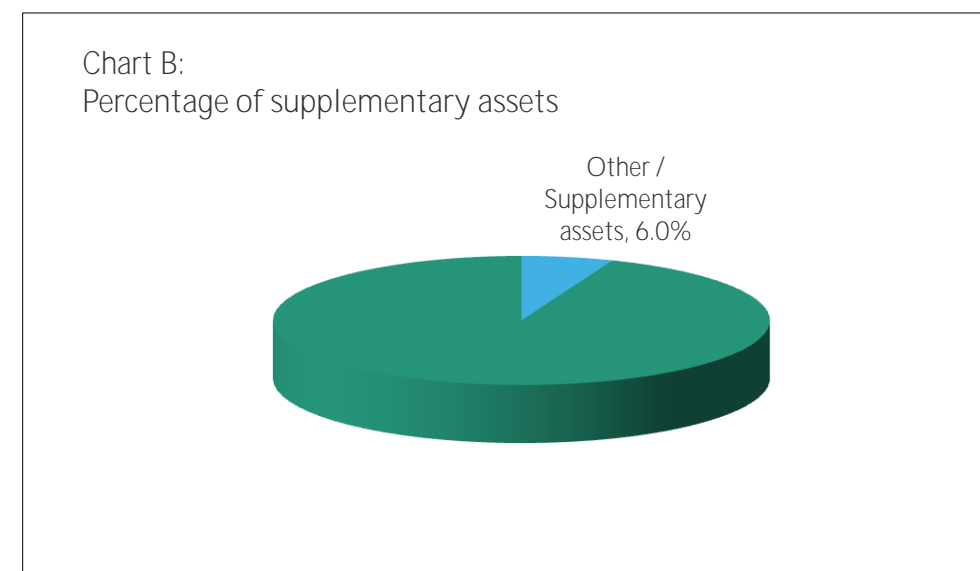
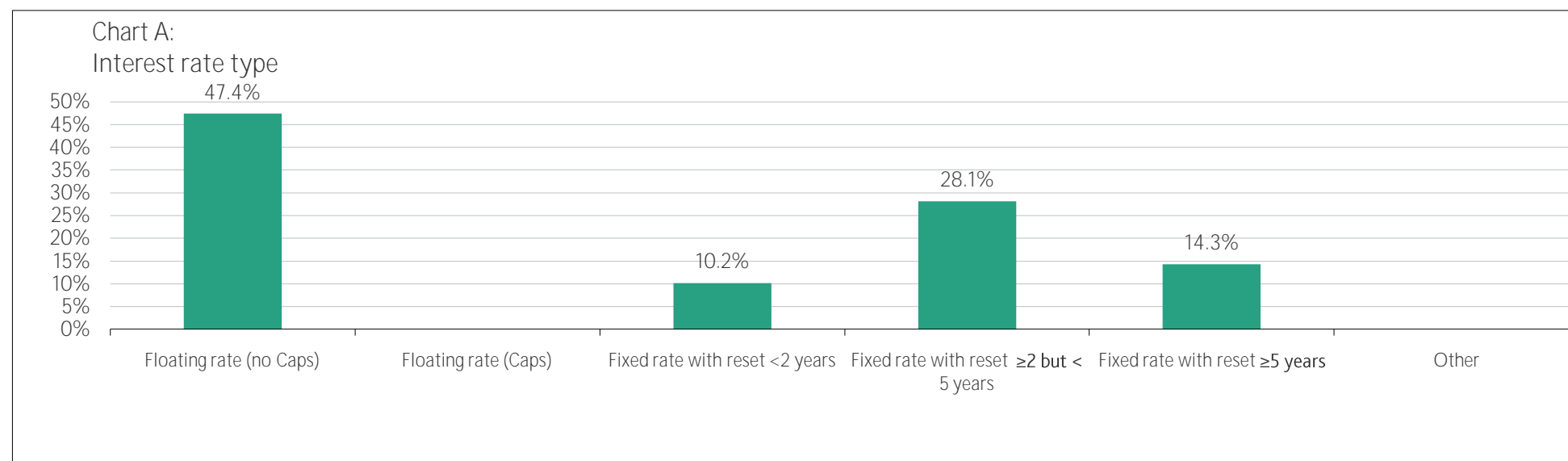
n/a : information not applicable

Specific Loan and Borrower characteristics

Repo eligible assets :	100.0%
Percentage of fixed rate assets :	52.6%
Percentage of bullet assets :	100.0%
Assets in non-domestic currency :	0.0%

Performance

Assets in arrears ( ≥ 2months - < 6months) :	n/d
Assets in arrears ( ≥ 6months - < 12months) :	n/d
Assets in arrears ( > 12months) :	n/d
Assets in a enforcement procedure :	n/d





## Appendix 1: Liabilities Information: Last 50 Issuances

ISIN	Series Number	Currency	Outstanding Amount	Issuance Date	Expected Maturity	Legal Final Maturity	Interest Rate Type	Coupon	Principal Payment
AT000B009436	n/d	EUR	500,000,000	12/09/2012	12/09/2014	12/09/2014	Floating rate	EUR3 + 0 bps	BULLETT
XS0673643093	n/d	EUR	750,000,000	06/09/2011	05/09/2018	05/09/2018	Fixed rate	3.000%	BULLETT
AT000B009428	n/d	EUR	35,000,000	20/07/2011	19/07/2016	19/07/2016	Floating rate	EUR3 + 0 bps	BULLETT
AT000B009410	n/d	EUR	30,000,000	25/05/2011	24/05/2021	24/05/2021	Fixed rate	3.750%	BULLETT
AT000B009402	n/d	EUR	5,984,896	17/05/2011	30/01/2026	30/01/2026	Floating rate	n/d + 0 bps	BULLETT
QOXDBA017742	n/d	EUR	4,000,000	02/05/2011	14/12/2016	14/12/2016	Fixed rate	3.375%	BULLETT
QOXDBA015571	n/d	EUR	5,000,000	20/01/2011	19/01/2021	19/01/2021	Fixed rate	3.760%	BULLETT
QOXDBA012768	n/d	EUR	3,000,000	23/04/2010	23/04/2030	23/04/2030	Fixed rate	4.000%	BULLETT
XS0493198948	n/d	EUR	750,000,000	09/03/2010	09/03/2015	09/03/2015	Fixed rate	2.750%	BULLETT
AT000B009360	n/d	EUR	25,000,000	20/10/2009	19/10/2015	19/10/2015	Floating rate	EUR3 + 20 bps	BULLETT
QOXDBA009384	n/d	EUR	10,000,000	09/09/2009	08/09/2024	08/09/2024	Fixed rate	4.330%	BULLETT
AT000B009352	n/d	EUR	5,000,000	13/08/2009	12/06/2019	12/06/2019	Fixed rate	4.125%	BULLETT
QOXDBA008014	n/d	EUR	10,000,000	15/06/2009	26/09/2019	26/09/2019	Fixed rate	4.640%	BULLETT
QOXDBA007974	n/d	EUR	5,000,000	04/06/2009	03/06/2019	03/06/2019	Fixed rate	4.570%	BULLETT
QOXDBA008006	n/d	EUR	10,000,000	04/06/2009	03/06/2024	03/06/2024	Fixed rate	4.980%	BULLETT
AT000B009337	n/d	EUR	10,000,000	29/05/2009	28/11/2019	28/11/2019	Fixed rate	4.500%	BULLETT
QOXDBA007941	n/d	EUR	4,000,000	29/05/2009	29/05/2019	29/05/2019	Fixed rate	4.460%	BULLETT
QOXDBA007933	n/d	EUR	15,000,000	28/05/2009	27/05/2024	27/05/2024	Fixed rate	5.000%	BULLETT
AT000B009345	n/d	EUR	25,000,000	26/05/2009	30/06/2014	30/06/2014	Fixed rate	3.500%	BULLETT
AT000B009303	n/d	EUR	9,684,301	11/05/2009	22/12/2017	22/12/2017	Fixed rate	0.000%	BULLETT
AT000B009311	n/d	EUR	5,704,770	11/05/2009	30/06/2018	30/06/2018	Fixed rate	0.000%	BULLETT
AT000B009329	n/d	EUR	3,185,271	11/05/2009	30/09/2017	30/09/2017	Fixed rate	0.000%	BULLETT
QOXDBA007156	n/d	EUR	10,000,000	06/05/2009	07/05/2029	07/05/2029	Fixed rate	4.890%	BULLETT
QOXDBA007099	n/d	EUR	15,000,000	04/05/2009	03/05/2022	03/05/2022	Fixed rate	4.800%	BULLETT
AT000B009287	n/d	EUR	1,500,000	27/04/2009	27/04/2017	27/04/2017	Fixed rate	4.050%	BULLETT
QOXDBA003106	n/d	EUR	10,000,000	18/06/2008	17/09/2020	17/09/2020	Fixed rate	5.010%	BULLETT
AT000B009246	n/d	EUR	3,000,000	05/05/2008	04/05/2026	04/05/2026	Fixed rate	4.913%	BULLETT
CH0036700091	n/d	CHF	250,000,000	13/02/2008	13/04/2015	13/04/2015	Fixed rate	3.125%	BULLETT
AT000B009212	n/d	EUR	7,000,000	23/08/2007	23/08/2017	23/08/2017	Fixed rate	4.720%	BULLETT
AT000B009188	n/d	EUR	14,746,840	13/02/2007	13/02/2022	13/02/2022	Fixed rate	0.000%	BULLETT
AT000B009170	n/d	EUR	20,000,000	01/02/2007	01/02/2032	01/02/2032	Fixed rate	4.650%	BULLETT
AT000B009139	n/d	EUR	1,700,000	06/12/2006	06/12/2017	06/12/2017	Floating rate	CMS + 0 bps	BULLETT
AT000B009121	n/d	EUR	10,000,000	02/10/2006	02/10/2021	02/10/2021	Fixed rate	4.330%	BULLETT
AT000B009105	n/d	EUR	9,500,000	30/08/2006	30/08/2021	30/08/2021	Fixed rate	4.410%	BULLETT
AT000B009014	n/d	EUR	22,000,000	15/02/2006	15/02/2026	15/02/2026	Fixed rate	4.125%	BULLETT
AT000B009006	n/d	EUR	16,000,000	26/01/2006	26/01/2026	26/01/2026	Fixed rate	3.910%	BULLETT
AT0000201355	n/d	EUR	10,000,000	02/12/2005	02/12/2025	02/12/2025	Fixed rate	4.125%	BULLETT
AT0000201330	n/d	EUR	39,500,000	17/06/2004	17/06/2024	17/06/2024	Fixed rate	5.180%	BULLETT
AT0000135850	n/d	EUR	72,673	21/02/1994	21/02/2019	21/02/2019	Fixed rate	6.625%	BULLETT
AT0000135868	n/d	EUR	225,940	21/02/1994	21/02/2019	21/02/2019	Fixed rate	7.125%	BULLETT

© 2013 Moody's Investors Service, Inc. and/or its licensors and affiliates (collectively, "MOODY'S"). All rights reserved.

CREDIT RATINGS ISSUED BY MOODY'S INVESTORS SERVICE, INC. ("MIS") AND ITS AFFILIATES ARE MOODY'S CURRENT OPINIONS OF THE RELATIVE FUTURE CREDIT RISK OF ENTITIES, CREDIT COMMITMENTS, OR DEBT OR DEBT-LIKE SECURITIES, AND CREDIT RATINGS AND RESEARCH PUBLICATIONS PUBLISHED BY MOODY'S ("MOODY'S PUBLICATIONS") MAY INCLUDE MOODY'S CURRENT OPINIONS OF THE RELATIVE FUTURE CREDIT RISK OF ENTITIES, CREDIT COMMITMENTS, OR DEBT OR DEBT-LIKE SECURITIES. MOODY'S DEFINES CREDIT RISK AS THE RISK THAT AN ENTITY MAY NOT MEET ITS CONTRACTUAL, FINANCIAL OBLIGATIONS AS THEY COME DUE AND ANY ESTIMATED FINANCIAL LOSS IN THE EVENT OF DEFAULT. CREDIT RATINGS DO NOT ADDRESS ANY OTHER RISK, INCLUDING BUT NOT LIMITED TO: LIQUIDITY RISK, MARKET VALUE RISK, OR PRICE VOLATILITY. CREDIT RATINGS AND MOODY'S OPINIONS INCLUDED IN MOODY'S PUBLICATIONS ARE NOT STATEMENTS OF CURRENT OR HISTORICAL FACT. CREDIT RATINGS AND MOODY'S PUBLICATIONS DO NOT CONSTITUTE OR PROVIDE INVESTMENT OR FINANCIAL ADVICE, AND CREDIT RATINGS AND MOODY'S PUBLICATIONS ARE NOT AND DO NOT PROVIDE RECOMMENDATIONS TO PURCHASE, SELL, OR HOLD PARTICULAR SECURITIES. NEITHER CREDIT RATINGS NOR MOODY'S PUBLICATIONS COMMENT ON THE SUITABILITY OF AN INVESTMENT FOR ANY PARTICULAR INVESTOR. MOODY'S ISSUES ITS CREDIT RATINGS AND PUBLISHES MOODY'S PUBLICATIONS WITH THE EXPECTATION AND UNDERSTANDING THAT EACH INVESTOR WILL MAKE ITS OWN STUDY AND EVALUATION OF EACH SECURITY THAT IS UNDER CONSIDERATION FOR PURCHASE, HOLDING, OR SALE.

ALL INFORMATION CONTAINED HEREIN IS PROTECTED BY LAW, INCLUDING BUT NOT LIMITED TO, COPYRIGHT LAW, AND NONE OF SUCH INFORMATION MAY BE COPIED OR OTHERWISE REPRODUCED, REPACKAGED, FURTHER TRANSMITTED, TRANSFERRED, DISSEMINATED, REDISTRIBUTED OR RESOLD, OR STORED FOR SUBSEQUENT USE FOR ANY SUCH PURPOSE, IN WHOLE OR IN PART, IN ANY FORM OR MANNER OR BY ANY MEANS WHATSOEVER, BY ANY PERSON WITHOUT MOODY'S PRIOR WRITTEN CONSENT. All information contained herein is obtained by MOODY'S from sources believed by it to be accurate and reliable. Because of the possibility of human or mechanical error as well as other factors, however, all information contained herein is provided "AS IS" without warranty of any kind. MOODY'S adopts all necessary measures so that the information it uses in assigning a credit rating is of sufficient quality and from sources MOODY'S considers to be reliable including, when appropriate, independent third-party sources. However, MOODY'S is not an auditor and cannot in every instance independently verify or validate information received in the rating process. Under no circumstances shall MOODY'S have any liability to any person or entity for (a) any loss or damage in whole or in part caused by, resulting from, or relating to, any error (negligent or otherwise) or other circumstance or contingency within or outside the control of MOODY'S or any of its directors, officers, employees or agents in connection with the procurement, collection, compilation, analysis, interpretation, communication, publication or delivery of any such information, or (b) any direct, indirect, special, consequential, compensatory or incidental damages whatsoever (including without limitation, lost profits), even if MOODY'S is advised in advance of the possibility of such damages, resulting from the use of or inability to use, any such information. The ratings, financial reporting analysis, projections, and other observations, if any, constituting part of the information contained herein are, and must be construed solely as, statements of opinion and not statements of fact or recommendations to purchase, sell or hold any securities. Each user of the information contained herein must make its own study and evaluation of each security it may consider purchasing, holding or selling. NO WARRANTY, EXPRESS OR IMPLIED, AS TO THE ACCURACY, TIMELINESS, COMPLETENESS, MERCHANTABILITY OR FITNESS FOR ANY PARTICULAR PURPOSE OF ANY SUCH RATING OR OTHER OPINION OR INFORMATION IS GIVEN OR MADE BY MOODY'S IN ANY FORM OR MANNER WHATSOEVER. MIS, a wholly-owned credit rating agency subsidiary of Moody's Corporation ("MCO"), hereby discloses that most issuers of debt securities (including corporate and municipal bonds, debentures, notes and commercial paper) and preferred stock rated by MIS have, prior to assignment of any rating, agreed to pay to MIS for appraisal and rating services rendered by it fees ranging from \$1,500 to approximately \$2,500,000. MCO and MIS also maintain policies and procedures to address the independence of MIS's ratings and rating processes. Information regarding certain affiliations that may exist between directors of MCO and rated entities, and between entities who hold ratings from MIS and have also publicly reported to the SEC an ownership interest in MCO of more than 5%, is posted annually at [www.moody.com](http://www.moody.com) under the heading "Shareholder Relations — Corporate Governance — Director and Shareholder Affiliation Policy." For Australia only: Any publication into Australia of this document is pursuant to the Australian Financial Services License of MOODY'S affiliate, Moody's Investors Service Pty Limited ABN 61 003 399 657AFSL 336969 and/or Moody's Analytics Australia Pty Ltd ABN 94 105 136 972 AFSL 383569 (as applicable). This document is intended to be provided only to "wholesale clients" within the meaning of section 761G of the Corporations Act 2001. By continuing to access this document from within Australia, you represent to MOODY'S that you are, or are accessing the document as a representative of, a "wholesale client" and that neither you nor the entity you represent will directly or indirectly disseminate this document or its contents to "retail clients" within the meaning of section 761G of the Corporations Act 2001. MOODY'S credit rating is an opinion as to the creditworthiness of a debt obligation of the issuer, not on the equity securities of the issuer or any form of security that is available to retail clients. It would be dangerous for retail clients to make any investment decision based on MOODY'S credit rating. If in doubt you should contact your financial or other professional adviser.