

## Erste Group Bank - Public Sector - Covered Bond Programme

### Covered Bonds / Austria



**Contacts** Zeidler, Alexander - +44 (207) 772-8713 - Alexander.Zeidler@moodys.com  
Falconi, Francesca - +44 (20) 7772-1667 - Francesca.Falconi@moodys.com

**Monitoring** Monitor.CB@moodys.com  
**Client Service Desk** London: +44 20 7772-5454, csdlondon@moodys.com

Click here to download data into Excel & to see Glossary of terms used

**Reporting as of:** 30/09/2014 All amounts in EUR (unless otherwise specified)

For information on how to read this report, see the latest  
Moody's Global Covered Bond Monitoring Overview

Data as provided to Moody's Investors Service (note 1)

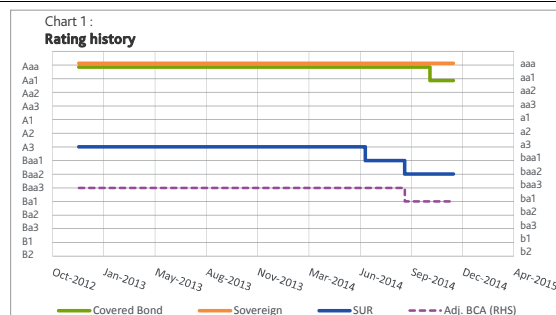
### I. Programme Overview

#### Overview

Year of initial rating assignment:	2007
Total outstanding liabilities:	EUR 2,465,100,267
Total assets in the Cover Pool:	EUR 3,457,609,686
Issuer name / Senior Unsecured Rating / Adjusted BCA:	Erste Group Bank AG / Baa2 Negative / ba1
Group or parent name / Senior Unsecured Rating / Adjusted BCA:	n/a
Main collateral type:	Public Sector

#### Ratings

Covered bonds rating:	Aa1
Entity used in Moody's EL & TPI analysis:	Erste Group Bank AG
SUR (note 2):	Baa2
Adjusted BCA:	ba1
CB Anchor (note 3):	SUR + 1 notch
Debt Ratio:	5-10%
Senior unsecured claim used for Moody's EL analysis:	Yes



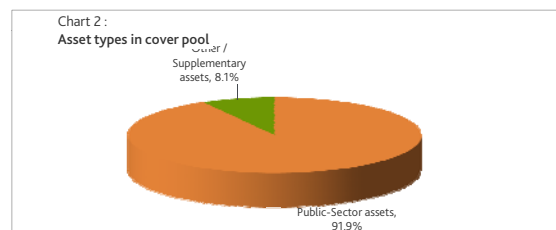
### II. Value of the Cover Pool

#### Collateral quality

Collateral Score:	5.1%
Collateral Score excl. systemic risk:	n/a

#### Cover Pool losses

Collateral Risk (Collateral Score post-haircut):	2.5%	17%
Market Risk:	12.5%	83%
	15.1%	(100%)



### III. Over-Collateralisation Levels

(notes 4 & 5)

Over-Collateralisation (OC) figures presented below include Eligible only collateral.  
Over-collateralisation levels are provided on any of the following: nominal basis or unstressed NPV basis or on stressed NPV basis.  
NPV stress test where stressed: Static

#### Current situation

Committed OC (Unstressed NPV):	3.0%
Current OC (Unstressed NPV):	39.1%
OC consistent with current rating:	11.0%

#### Sensitivity scenario CB Anchor

		OC consistent with current rating
Scenario 1: CB Anchor is lowered by	1 notch	13.0%

### IV. Timely Payment Indicator & TPI Leeway

Timely Payment Indicator (TPI):	High
TPI Leeway:	1

#### Extract from TPI table - CB anchor is SUR + 1 notch

SUR	High
A2	Aaa
A3	Aaa
Baa1	Aaa
<b>Baa2</b>	<b>Aaa</b>
Baa3	Aa1
Ba1	Aa2
Ba2	Aa3-A2

#### Legal framework

Does a specific covered bond law apply for this programme:	Yes, Mortgage Bank Act
Main country in which collateral is based:	Austria
Country in which issuer is based:	Austria

#### Timely payment

Refinancing period for principal payments of 6 months or greater:	No
Liquidity reserve to support timely payments on all Issuances:	No

(note 1) The data reported in this PO is based on information provided by the issuer and may include certain assumptions made by Moody's. Moody's accepts no responsibility for the information provided to it and, whilst it believes the assumptions it has made are reasonable, cannot guarantee that they are or (note 2) We may use a senior unsecured rating or a deposit rating, depending on a case-by-case analysis of the most appropriate reference rating for the CB anchor.

(note 3) Where the SUR already incorporates material levels of government support, the CB anchor may be positioned at SUR+0 regardless of the debt ratio. We will determine, on a case-by-case basis, the relevant level of support that would trigger the exception, but the level may apply to senior unsecured (note 4) This assumes the Covered Bonds rating is not constrained by the TPI. Also to the extent rating assumptions change following a downgrade or an upgrade of the issuer, the necessary OC stated here may also change. This is especially significant in the case of Issuers currently rated A2 or A3, as the necessary OC following a 1 notch downgrade may then be substantially higher than the amount suggested here as market risks are considered more critically by Moody's at this time. In any event, the necessary OC amounts stated here are subject to change at anytime at Moody's discretion.

(note 5) This is the minimum OC calculated to be consistent with the current rating under Moody's expected loss model. However, the level of OC consistent with a given rating level may differ from this amount where ratings are capped under the TPI framework and, for example, where committee discretion is applied.

(note 6) Of which 1.5% needs to be provided on a committed form.

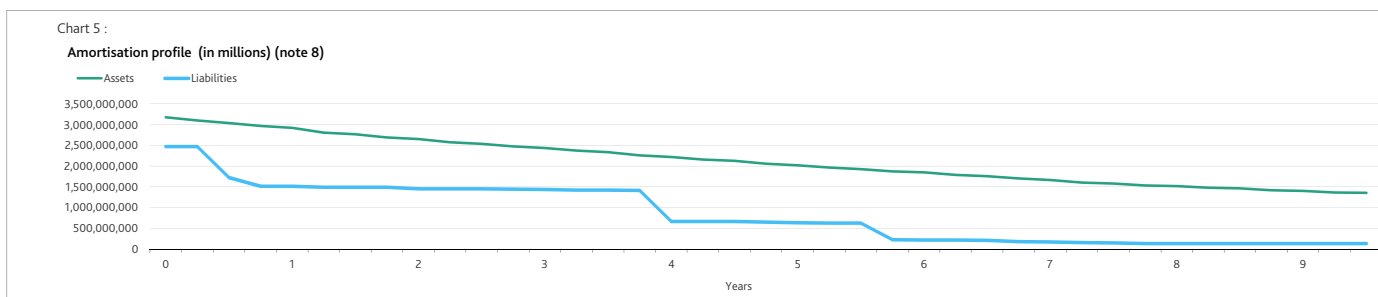
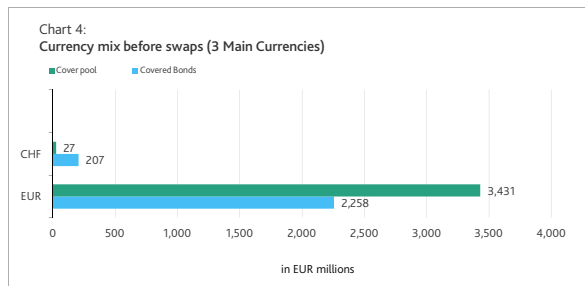
V. Asset Liability Profile

Interest Rate & Duration Mismatch (note 6)

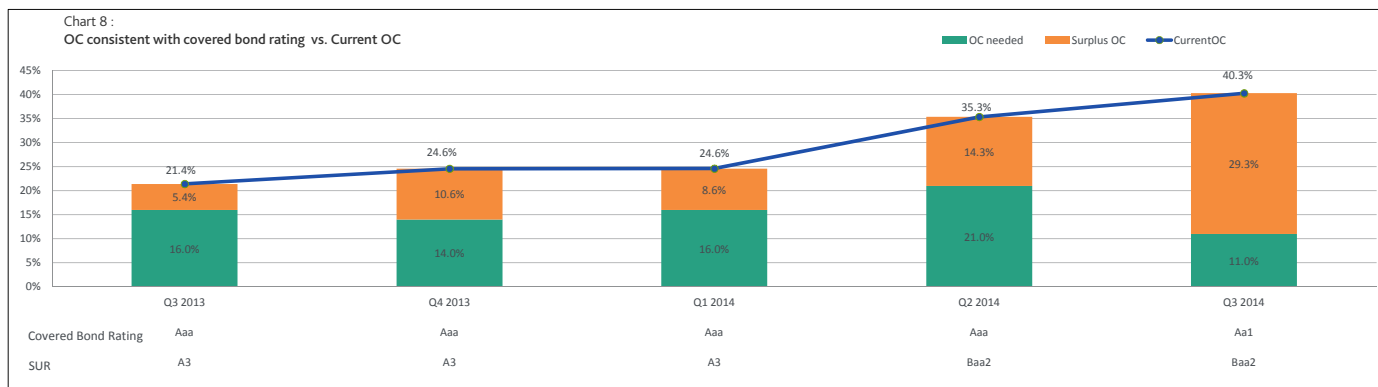
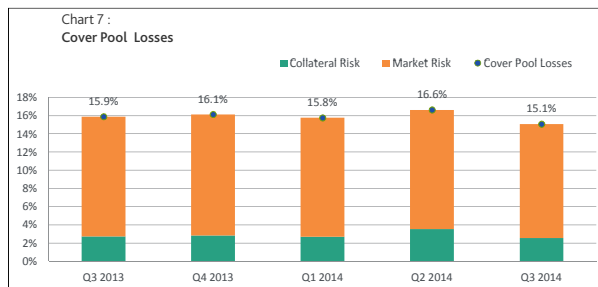
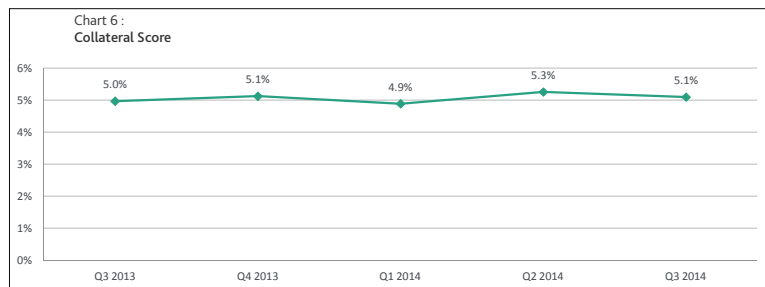
Fixed rate assets in the cover pool :	29.1%
Fixed rate covered bonds outstanding :	80.9%
WAL of outstanding covered bonds :	3.3 years
WAL of the cover pool :	8.3 years

Swap Arrangements

Interest rate swap(s) in the Cover Pool :	No
Intra-group interest rate swap(s) provider(s) :	No
Currency swap(s) in the Cover Pool :	No
Intra-group currency swap(s) provider(s) :	No



VI. Performance Evolution



This publication does not announce a credit rating action. For any credit ratings referenced in this publication, please see the ratings tab on the issuer/entity page on [www.moody.com](http://www.moody.com) for the most updated credit rating action information and rating history.

(note 7) This assumes no prepayment.

(note 8) Based on principal flows only. Assumptions include no prepayments, principal collections limited to the portion of assets that make up the amount of the liabilities plus committed OC, no further CB issuance and no further assets added to the cover pool.

(note 9) Assumptions include no prepayment, no swap in place in Cover Pool, and no further CB issuance.

## VII. Cover Pool Information - Public Sector Assets

## Overview

Asset type:	Public Sector
Asset balance:	3,177,210,669
WA remaining Term (in months):	165
Number of borrowers:	2,050
Number of loans / bonds:	6,733
Exposure to the 10 largest borrowers:	33.9%
Average exposure to borrowers:	1,549,859

n/d : information not disclosed by issuer

n/a : information not applicable

## Specific Loan and Borrower characteristics

Repo eligible loans / bonds:	100.0%
Percentage of fixed rate loans / bonds:	26.0%
Percentage of bullet loans/ bonds:	24.6%
Loans / bonds in non-domestic currency:	0.8%
<b>Performance</b>	
Loans / bonds in arrears ( $\geq$ 2months - < 6months):	0.0%
Loans / bonds in arrears ( $\geq$ 6months - < 12months):	0.0%
Loans / bonds in arrears ( $\geq$ 12months):	0.0%
Loans / bonds in a foreclosure procedure:	0.0%

Table A : Borrower type by country

	Austria	Romania	Hungary	Other	Totals
Direct claim against supranational	0.0%	0.0%	0.0%	0.0%	<b>0.0%</b>
Direct claim against sovereign	0.6%	0.0%	0.0%	0.0%	<b>0.6%</b>
Loan with guarantee of sovereign	3.4%	1.3%	0.6%	0.9%	<b>6.3%</b>
Direct claim against region/federal state	21.1%	0.0%	0.0%	0.0%	<b>21.1%</b>
Loan with guarantee of region/federal state	19.4%	0.0%	0.0%	0.2%	<b>19.5%</b>
Direct claim against municipality	35.9%	0.0%	0.0%	0.0%	<b>35.9%</b>
Loan with guarantee of municipality	15.5%	0.0%	0.0%	0.1%	<b>15.6%</b>
Others	1.0%	0.0%	0.0%	0.0%	<b>1.0%</b>
	<b>96.9%</b>	<b>1.3%</b>	<b>0.6%</b>	<b>1.2%</b>	

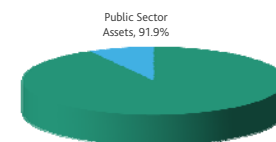
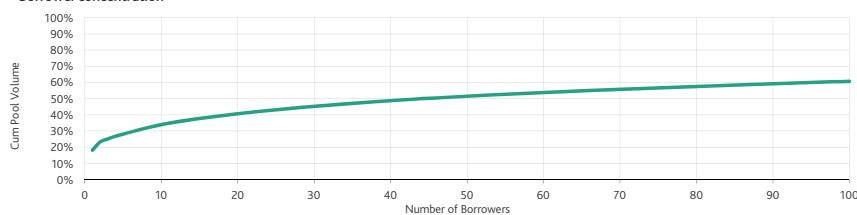
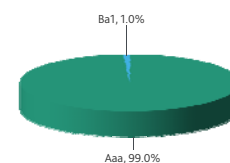
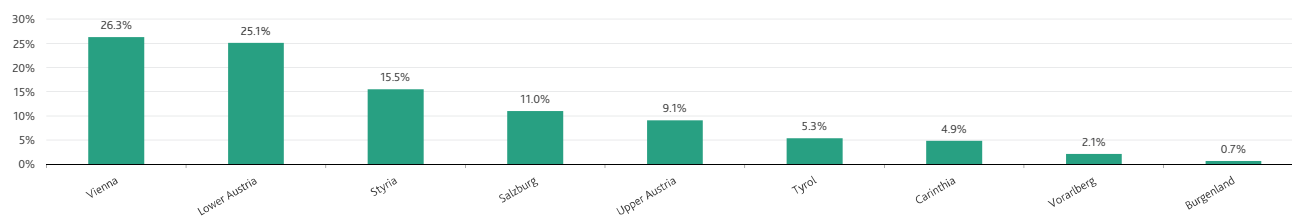
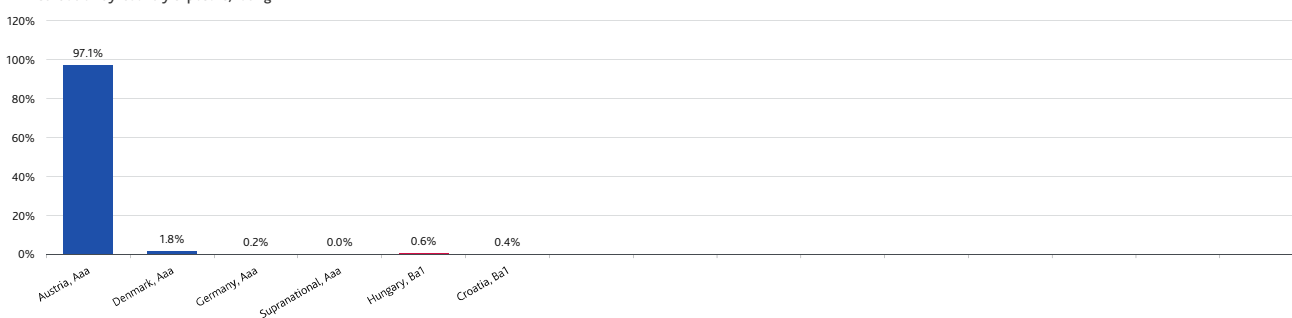
Chart B:  
Percentage of public sector assetsChart C:  
Borrower concentrationChart D:  
Pool distribution by country exposure ratingChart E:  
Main country regional distributionChart F:  
Distribution by country exposure, rating

Table A and Chart C are based on debtor data. Charts D, E and F are based on guarantor data or, on unavailability of such information, on debtor data, as reported by the issuer.

VIII. Cover Pool Information - Supplementary Assets

Overview

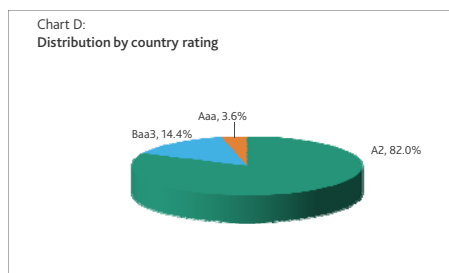
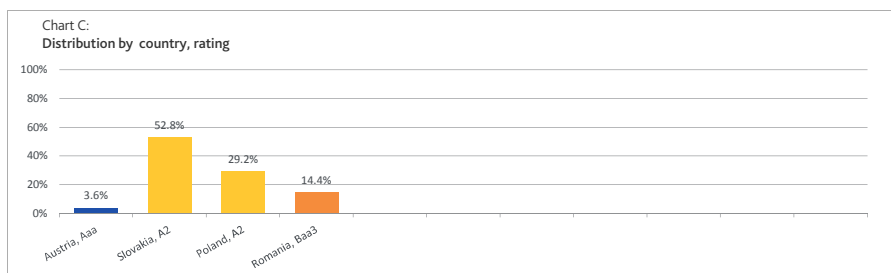
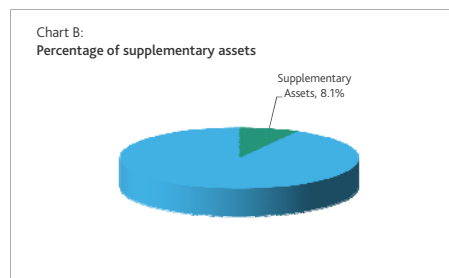
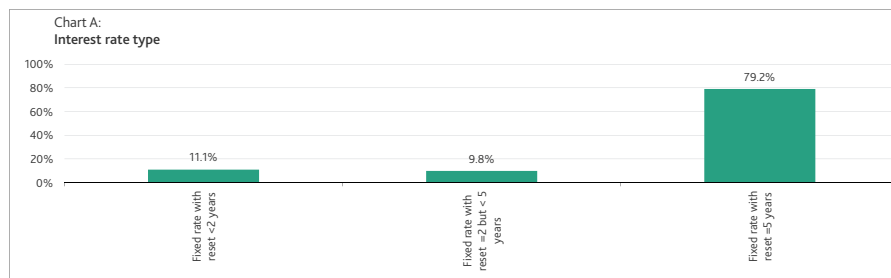
Asset type :	Supplementary Assets
Asset balance :	280,399,016
WA remaining Term (in months) :	90
Number of assets	15
Number of borrowers	4
Average assets size	18,693,268
Average exposure to borrowers:	70,099,754

n/d : information not disclosed by Issuer

n/a : information not applicable

Specific Loan and Borrower characteristics

Repo eligible assets :	100.0%
Percentage of fixed rate assets :	100.0%
Percentage of bullet assets :	100.0%
Assets in non-domestic currency :	0.0%
<b>Performance</b>	
Assets in arrears ( ≥ 2months - < 6months) :	0.0%
Assets in arrears ( ≥ 6months - < 12months) :	0.0%
Assets in arrears ( ≥ 12months) :	0.0%
Assets in a enforcement procedure :	0.0%



## Appendix 1: Liabilities Information: Last 50 Issuances

ISIN	Series Number	Currency	Outstanding Amount	Issuance Date	Expected Maturity	Legal Final Maturity	Interest Rate Type	Coupon	Principal Payment
AT0000A18QR7	n/d	EUR	10,000,000	30/06/2014	02/07/2019	02/07/2019	Floating rate	EUR6 + 0 bps	BULLE
AT0000A17ZV6	n/d	EUR	400,000,000	21/05/2014	21/05/2020	21/05/2020	Floating rate	EUR3 + 0 bps	BULLE
XS0673643093	n/d	EUR	750,000,000	06/09/2011	05/09/2018	05/09/2018	Fixed rate	300.000%	BULLE
AT000B009428	n/d	EUR	35,000,000	20/07/2011	19/07/2016	19/07/2016	Floating rate	EUR3 + 37 bps	BULLE
AT000B009410	n/d	EUR	30,000,000	25/05/2011	24/05/2021	24/05/2021	Fixed rate	375.000%	BULLE
AT000B009402	n/d	EUR	6,239,068	17/05/2011	30/01/2026	30/01/2026	Fixed rate	0.000%	BULLE
QOXDBA017742	n/d	EUR	4,000,000	02/05/2011	14/12/2016	14/12/2016	Fixed rate	337.500%	BULLE
QOXDBA015571	n/d	EUR	5,000,000	20/01/2011	19/01/2021	19/01/2021	Fixed rate	376.000%	BULLE
QOXDBA012768	n/d	EUR	3,000,000	23/04/2010	23/04/2030	23/04/2030	Fixed rate	400.000%	BULLE
XS0493198948	n/d	EUR	750,000,000	09/03/2010	09/03/2015	09/03/2015	Fixed rate	275.000%	BULLE
AT000B009360	n/d	EUR	25,000,000	20/10/2009	19/10/2015	19/10/2015	Floating rate	EUR3 + 20 bps	BULLE
QOXDBA009384	n/d	EUR	10,000,000	09/09/2009	08/09/2024	08/09/2024	Fixed rate	433.000%	BULLE
AT000B009352	n/d	EUR	5,000,000	13/08/2009	12/06/2019	12/06/2019	Fixed rate	412.500%	BULLE
QOXDBA008014	n/d	EUR	10,000,000	15/06/2009	26/09/2019	26/09/2019	Fixed rate	464.000%	BULLE
QOXDBA008006	n/d	EUR	10,000,000	04/06/2009	03/06/2024	03/06/2024	Fixed rate	498.000%	BULLE
QOXDBA007974	n/d	EUR	5,000,000	04/06/2009	03/06/2019	03/06/2019	Fixed rate	457.000%	BULLE
AT000B009337	n/d	EUR	10,000,000	29/05/2009	28/11/2019	28/11/2019	Fixed rate	450.000%	BULLE
QOXDBA007941	n/d	EUR	4,000,000	29/05/2009	29/05/2019	29/05/2019	Fixed rate	446.000%	BULLE
QOXDBA007933	n/d	EUR	15,000,000	28/05/2009	27/05/2024	27/05/2024	Fixed rate	500.000%	BULLE
AT000B009329	n/d	EUR	3,317,402	11/05/2009	30/09/2017	30/09/2017	Fixed rate	0.000%	BULLE
AT000B009311	n/d	EUR	9,945,977	11/05/2009	30/06/2018	30/06/2018	Fixed rate	0.000%	BULLE
AT000B009303	n/d	EUR	10,087,015	11/05/2009	22/12/2017	22/12/2017	Fixed rate	0.000%	BULLE
QOXDBA007156	n/d	EUR	10,000,000	06/05/2009	07/05/2029	07/05/2029	Fixed rate	489.000%	BULLE
QOXDBA007099	n/d	EUR	15,000,000	04/05/2009	03/05/2022	03/05/2022	Fixed rate	480.000%	BULLE
AT000B009287	n/d	EUR	1,500,000	27/04/2009	27/04/2017	27/04/2017	Fixed rate	405.000%	BULLE
QOXDBA003106	n/d	EUR	10,000,000	18/06/2008	17/09/2020	17/09/2020	Fixed rate	501.000%	BULLE
AT000B009246	n/d	EUR	3,000,000	05/05/2008	04/05/2026	04/05/2026	Fixed rate	491.300%	BULLE
CH0036700091	n/d	CHF	250,000,000	13/02/2008	13/04/2015	13/04/2015	Fixed rate	312.500%	BULLE
AT000B009212	n/d	EUR	7,000,000	23/08/2007	23/08/2017	23/08/2017	Fixed rate	472.000%	BULLE
AT000B009188	n/d	EUR	15,412,897	13/02/2007	13/02/2022	13/02/2022	Fixed rate	0.000%	BULLE
AT000B009170	n/d	EUR	20,000,000	01/02/2007	01/02/2032	01/02/2032	Fixed rate	465.000%	BULLE
AT000B009139	n/d	EUR	1,700,000	06/12/2006	06/12/2017	06/12/2017	Floating rate	CMS + 0 bps	BULLE
AT000B009121	n/d	EUR	10,000,000	02/10/2006	02/10/2021	02/10/2021	Fixed rate	433.000%	BULLE
AT000B009105	n/d	EUR	9,500,000	30/08/2006	30/08/2021	30/08/2021	Fixed rate	441.000%	BULLE
AT000B009014	n/d	EUR	22,000,000	15/02/2006	15/02/2026	15/02/2026	Fixed rate	412.500%	BULLE
AT000B009006	n/d	EUR	16,000,000	26/01/2006	26/01/2026	26/01/2026	Fixed rate	391.000%	BULLE
AT0000201355	n/d	EUR	10,000,000	02/12/2005	02/12/2025	02/12/2025	Fixed rate	412.500%	BULLE
AT0000135868	n/d	EUR	79,940	21/02/1994	21/02/2019	21/02/2019	Fixed rate	712.500%	BULLE
AT0000135850	n/d	EUR	72,673	21/02/1994	21/02/2019	21/02/2019	Fixed rate	662.500%	BULLE

© 2014 Moody's Corporation, Moody's Investors Service, Inc., Moody's Analytics, Inc. and/or their licensors and affiliates (collectively, "MOODY'S"). All rights reserved.

**CREDIT RATINGS ISSUED BY MOODY'S INVESTORS SERVICE, INC. ("MIS") AND ITS AFFILIATES ARE MOODY'S CURRENT OPINIONS OF THE RELATIVE FUTURE CREDIT RISK OF ENTITIES, CREDIT COMMITMENTS, OR DEBT OR DEBT-LIKE SECURITIES, AND CREDIT RATINGS AND RESEARCH PUBLICATIONS PUBLISHED BY MOODY'S ("MOODY'S PUBLICATIONS") MAY INCLUDE MOODY'S CURRENT OPINIONS OF THE RELATIVE FUTURE CREDIT RISK OF ENTITIES, CREDIT COMMITMENTS, OR DEBT OR DEBT-LIKE SECURITIES. MOODY'S DEFINES CREDIT RISK AS THE RISK THAT AN ENTITY MAY NOT MEET ITS CONTRACTUAL, FINANCIAL OBLIGATIONS AS THEY COME DUE AND ANY ESTIMATED FINANCIAL LOSS IN THE EVENT OF DEFAULT. CREDIT RATINGS DO NOT ADDRESS ANY OTHER RISK, INCLUDING BUT NOT LIMITED TO: LIQUIDITY RISK, MARKET VALUE RISK, OR PRICE VOLATILITY. CREDIT RATINGS AND MOODY'S OPINIONS INCLUDED IN MOODY'S PUBLICATIONS ARE NOT STATEMENTS OF CURRENT OR HISTORICAL FACT. MOODY'S PUBLICATIONS MAY ALSO INCLUDE QUANTITATIVE MODEL-BASED ESTIMATES OF CREDIT RISK AND RELATED OPINIONS OR COMMENTARY PUBLISHED BY MOODY'S ANALYTICS, INC. CREDIT RATINGS AND MOODY'S PUBLICATIONS DO NOT CONSTITUTE OR PROVIDE INVESTMENT OR FINANCIAL ADVICE, AND CREDIT RATINGS AND MOODY'S PUBLICATIONS ARE NOT AND DO NOT PROVIDE RECOMMENDATIONS TO PURCHASE, SELL, OR HOLD PARTICULAR SECURITIES. NEITHER CREDIT RATINGS NOR MOODY'S PUBLICATIONS COMMENT ON THE SUITABILITY OF AN INVESTMENT FOR ANY PARTICULAR INVESTOR. MOODY'S ISSUES ITS CREDIT RATINGS AND PUBLISHES MOODY'S PUBLICATIONS WITH THE EXPECTATION AND UNDERSTANDING THAT EACH INVESTOR WILL, WITH DUE CARE, MAKE ITS OWN STUDY AND EVALUATION OF EACH SECURITY THAT IS UNDER CONSIDERATION FOR PURCHASE, HOLDING, OR SALE.**

MOODY'S CREDIT RATINGS AND MOODY'S PUBLICATIONS ARE NOT INTENDED FOR USE BY RETAIL INVESTORS AND IT WOULD BE RECKLESS FOR RETAIL INVESTORS TO CONSIDER MOODY'S CREDIT RATINGS OR MOODY'S PUBLICATIONS IN MAKING ANY INVESTMENT DECISION. IF IN DOUBT YOU SHOULD CONTACT YOUR FINANCIAL OR OTHER PROFESSIONAL ADVISER.

ALL INFORMATION CONTAINED HEREIN IS PROTECTED BY LAW, INCLUDING BUT NOT LIMITED TO, COPYRIGHT LAW, AND NONE OF SUCH INFORMATION MAY BE COPIED OR OTHERWISE REPRODUCED, REPACKAGED, FURTHER TRANSMITTED, TRANSFERRED, DISSEMINATED, REDISTRIBUTED OR RESOLD, OR STORED FOR SUBSEQUENT USE FOR ANY SUCH PURPOSE, IN WHOLE OR IN PART, IN ANY FORM OR MANNER OR BY ANY MEANS WHATSOEVER, BY ANY PERSON WITHOUT MOODY'S PRIOR WRITTEN CONSENT.

All information contained herein is obtained by MOODY'S from sources believed by it to be accurate and reliable. Because of the possibility of human or mechanical error as well as other factors, however, all information contained herein is provided "AS IS" without warranty of any kind. MOODY'S adopts all necessary measures so that the information it uses in assigning a credit rating is of sufficient quality and from sources MOODY'S considers to be reliable including, when appropriate, independent third-party sources. However, MOODY'S is not an auditor and cannot in every instance independently verify or validate information received in the rating process or in preparing the Moody's Publications.

To the extent permitted by law, MOODY'S and its directors, officers, employees, agents, representatives, licensors and suppliers disclaim liability to any person or entity for any indirect, special, consequential, or incidental losses or damages whatsoever arising from or in connection with the information contained herein or the use of or inability to use any such information, even if MOODY'S or any of its directors, officers, employees, agents, representatives, licensors or suppliers is advised in advance of the possibility of such losses or damages, including but not limited to: (a) any loss of present or prospective profits or (b) any loss or damage arising where the relevant financial instrument is not the subject of a particular credit rating assigned by MOODY'S.

To the extent permitted by law, MOODY'S and its directors, officers, employees, agents, representatives, licensors and suppliers disclaim liability for any direct or compensatory losses or damages caused to any person or entity, including but not limited to by any negligence (but excluding fraud, willful misconduct or any other type of liability that, for the avoidance of doubt, by law cannot be excluded) on the part of, or any contingency within or beyond the control of, MOODY'S or any of its directors, officers, employees, agents, representatives, licensors or suppliers, arising from or in connection with the information contained herein or the use of or inability to use any such information.

NO WARRANTY, EXPRESS OR IMPLIED, AS TO THE ACCURACY, TIMELINESS, COMPLETENESS, MERCHANTABILITY OR FITNESS FOR ANY PARTICULAR PURPOSE OF ANY SUCH RATING OR OTHER OPINION OR INFORMATION IS GIVEN OR MADE BY MOODY'S IN ANY FORM OR MANNER WHATSOEVER.

MIS, a wholly-owned credit rating agency subsidiary of Moody's Corporation ("MCO"), hereby discloses that most issuers of debt securities (including corporate and municipal bonds, debentures, notes and commercial paper) and preferred stock rated by MIS have, prior to assignment of any rating, agreed to pay to MIS for appraisal and rating services rendered by it fees ranging from \$1,500 to approximately \$2,500,000. MCO and MIS also maintain policies and procedures to address the independence of MIS's ratings and rating processes. Information regarding certain affiliations that may exist between directors of MCO and rated entities, and between entities who hold ratings from MIS and have also publicly reported to the SEC an ownership interest in MCO of more than 5%, is posted annually at [www.moody.com](http://www.moody.com) under the heading "Shareholder Relations — Corporate Governance — Director and Shareholder Affiliation Policy."

For Australia only: Any publication into Australia of this document is pursuant to the Australian Financial Services License of MOODY'S affiliate, Moody's Investors Service Pty Limited ABN 61 003 399 657AFSL 336969 and/or Moody's Analytics Australia Pty Ltd ABN 94 105 136 972 AFSL 383569 (as applicable). This document is intended to be provided only to "wholesale clients" within the meaning of section 761G of the Corporations Act 2001. By continuing to access this document from within Australia, you represent to MOODY'S that you are, or are accessing the document as a representative of, a "wholesale client" and that neither you nor the entity you represent will directly or indirectly disseminate this document or its contents to "retail clients" within the meaning of section 761G of the Corporations Act 2001. MOODY'S credit rating is an opinion as to the creditworthiness of a debt obligation of the issuer, not on the equity securities of the issuer or any form of security that is available to retail clients. It would be dangerous for "retail clients" to make any investment decision based on MOODY'S credit rating. If in doubt you should contact your financial or other professional adviser.